



Study of W boson production in PbPb and pp collisions at $\sqrt{s_{NN}} = 2.76$ TeV[☆]

CMS Collaboration[☆]

CERN, Switzerland

ARTICLE INFO

Article history:

Received 29 May 2012

Received in revised form 3 July 2012

Accepted 11 July 2012

Available online 17 July 2012

Editor: M. Doser

Keywords:

CMS

Physics

Heavy-ions

W bosons

ABSTRACT

A measurement is presented of W-boson production in PbPb collisions carried out at a nucleon–nucleon (NN) centre-of-mass energy $\sqrt{s_{NN}}$ of 2.76 TeV at the LHC using the CMS detector. In data corresponding to an integrated luminosity of $7.3 \mu\text{b}^{-1}$, the number of $W \rightarrow \mu\nu_\mu$ decays is extracted in the region of muon pseudorapidity $|\eta^\mu| < 2.1$ and transverse momentum $p_T^\mu > 25$ GeV/c. Yields of muons found per unit of pseudorapidity correspond to $(159 \pm 10(\text{stat.}) \pm 12(\text{syst.})) \times 10^{-8}$ W^+ and $(154 \pm 10(\text{stat.}) \pm 12(\text{syst.})) \times 10^{-8}$ W^- bosons per minimum-bias PbPb collision. The dependence of W production on the centrality of PbPb collisions is consistent with a scaling of the yield by the number of incoherent NN collisions. The yield of W bosons is also studied in a sample of pp interactions at $\sqrt{s} = 2.76$ TeV corresponding to an integrated luminosity of 231nb^{-1} . The individual W^+ and W^- yields in PbPb and pp collisions are found to agree, once the neutron and proton content in Pb nuclei is taken into account. Likewise, the difference observed in the dependence of the positive and negative muon production on pseudorapidity is consistent with next-to-leading-order perturbative QCD calculations.

© 2012 CERN. Published by Elsevier B.V. Open access under [CC BY-NC-ND license](http://creativecommons.org/licenses/by-nc-nd/4.0/).

1. Introduction

The hot and dense matter produced in heavy-ion (AA) collisions can be studied in a variety of ways. One approach is to compare AA to proton–proton (pp) collisions as well as to collisions of protons or deuterons with nuclei. Another way is to compare yields of particles whose properties are modified by the produced medium to those of unmodified reference particles in the same AA collisions. Direct photons play the reference role at the Relativistic Heavy Ion Collider (RHIC) [1] and, more recently, also at the Large Hadron Collider (LHC) [2,3]. However, their measurement is complicated by copious background from π^0 and η meson decays, and by the presence of photons produced in fragmentation processes of final-state partons that can be affected by the medium [4]. At LHC energies, new and cleaner references such as weak bosons in their leptonic decay modes become available [5–7]. The ATLAS and CMS collaborations recently reported first observations of Z bosons in heavy-ion interactions, showing that their yields per nucleon–nucleon (NN) collision are essentially unmodified by the medium [8,9].

Weak-boson production is recognised as an important benchmark process at hadron colliders. Measurements at 7 TeV centre-of-mass (CM) energy in pp collisions at the LHC [10–17] and previously, at other hadron colliders (Tevatron [18,19], RHIC [20,21] and

$\text{Sp}\bar{\text{S}}$ [22,23]) with various collision energies, are well described by calculations based on higher-order perturbative quantum chromodynamics (QCD) using recent parton distribution functions (PDF). In PbPb collisions, W-boson production can be affected by initial-state conditions [5,24–26], such as the mix of protons and neutrons. Since the leading-order W-production processes $u\bar{d} \rightarrow W^+$ and $d\bar{u} \rightarrow W^-$ reflect mainly interactions that take place between valence quarks and sea antiquarks, the individual W^+ and W^- rates are expected to be modified relative to pp collisions, but not their sum. This is often referred to as the isospin effect, as it stems from a different content of u and d quarks in the proton relative to lead nuclei. The PDF can also be modified in nuclei, as parton depletion (or shadowing) could change the yield of W bosons at the LHC by as much as 15% in certain regions of kinematics [26]. Precise measurements of W production in heavy-ion collisions can therefore constrain the nuclear PDF and, moreover, provide insight into the PDF for neutrons.

The $W \rightarrow l\nu_l$ decays are of particular interest, since the charged leptons (l) lose negligible energy in the produced medium, regardless of its nature (partonic or hadronic) or specific properties [6, 7]. Since they are dominantly created from a left-handed valence quark and a right-handed sea antiquark, W bosons are mostly left-handed and emitted in the valence quark direction, thus towards non-zero rapidity. The W^+ decays to a left-handed neutrino and a right-handed positive lepton, which is thus boosted back towards midrapidity, while the W^- decays to a left-handed negative lepton which is boosted towards higher rapidity. This fact creates a difference in l^+ and l^- yields as a function of lepton

[☆] © CERN for the benefit of the CMS Collaboration.

^{*} E-mail address: cms-publication-committee-chair@cern.ch.

pseudorapidity, η , defined as $\eta = -\ln[\tan(\theta/2)]$, θ being the polar angle of a particle trajectory with respect to the direction of the anticlockwise-circulating heavy-ion beam. This angular difference and the relative abundances of W^+ and W^- bosons produced in PbPb compared to pp collisions (isospin effect) manifests itself in a lepton charge asymmetry, defined as a difference in l^+ and l^- contributions divided by their sum. The measurement of this asymmetry as a function of muon pseudorapidity is quite robust, as it is insensitive to many systematic uncertainties. The W bosons appear therefore to be well suited to probe the characteristics of the initial state of PbPb collisions at LHC energies.

This Letter reports the observation of W-boson production in a minimum bias (MB) sample of $N_{\text{MB}} = 55.7 \times 10^6$ events from PbPb collisions collected with the Compact Muon Solenoid (CMS) detector at the CM energy for colliding nucleon pairs of $\sqrt{s_{\text{NN}}} = 2.76$ TeV. This sample corresponds to an integrated luminosity of $(7.3 \pm 0.3) \mu\text{b}^{-1}$. These data were recorded during the first PbPb LHC data taking period at the end of 2010. In addition, we present results of a comparison analysis of W production in pp interactions in data obtained at the same $\sqrt{s_{\text{NN}}}$ for an integrated luminosity of $(231 \pm 14) \text{nb}^{-1}$, which is of a similar size to the nucleon–nucleon equivalent luminosity of the PbPb data.

The Letter is organised as follows: the CMS detector is briefly described in Section 2, followed by the description of the experimental methods used for online and offline data selection in the PbPb and pp collected samples of events. The Monte Carlo (MC) simulations and the acceptance and efficiency correction factors derived from them are described there as well. The results and their discussion, together with comparison with theoretical predictions, are presented in Section 3. Finally the conclusions of this study are summarised in Section 4.

2. Experimental methods

A detailed description of the CMS detector can be found in Ref. [27]. In brief, a silicon pixel and strip tracker is located within a superconducting solenoid of 6 m internal diameter that provides a magnetic field of 3.8 T. The tracker consists of 66 million pixel and 10 million strip-detector channels, used to measure charged-particle trajectories for $|\eta| < 2.5$. It provides a vertex resolution of $\approx 15 \mu\text{m}$ in the transverse plane. Located within the solenoid, but outside of the tracker, are a crystal electromagnetic calorimeter and a brass/scintillator hadron calorimeter. Muons are measured within $|\eta| < 2.4$ in gaseous detector planes embedded in the steel return yoke of the magnet. A matching of outer muon trajectories to the tracks measured in the silicon tracker provides a transverse momentum (p_{T}) resolution between 1 and 2%, for p_{T} values up to 100 GeV/c. In addition, CMS has extensive forward calorimetry, in particular, two steel/quartz-fibre Cherenkov, forward hadron calorimeters (HF), on each side of the collision point, covering $2.9 < |\eta| < 5.2$.

The centrality of PbPb collisions reflects the geometric overlap (impact parameter) of the incoming nuclei, and is related to the energy released in these collisions and the effective number of NN interactions. CMS defines the centrality of a PbPb collision through bins that correspond to fractions of the total hadronic inelastic cross section, as observed in the distribution of the sum of the energy deposited in the HF [28,29]. The five bins in centrality used in this analysis, ordered from the smallest to the largest energy deposited in the HF, range from the most peripheral, 50–100%, 30–50%, 20–30%, 10–20%, to the most central, 0–10%, collisions. These bins can be related through a Glauber model [30] to the number of nucleon–nucleon collisions per event.

In this analysis, W bosons are measured through their $W \rightarrow \mu\nu_{\mu}$ decays. Muons can be cleanly identified and reconstructed,

despite the high-multiplicity environment of heavy-ion collisions, a fact that makes this channel particularly suitable for measuring W production. The muon charge and transverse momentum vector are evaluated from the curvature of the track in the silicon tracker. The neutrino is not detected, but a large imbalance in the vector sum of the transverse momenta of all charged particles measured in the tracker is used to signal its presence.

A sample of MB events is selected that have a reconstructed primary vertex based on at least two tracks, and an offline-determined coincidence of energy depositions in both HF calorimeters, with at least three towers, each above 3 GeV. These criteria reduce contributions from single-beam interactions with the environment (e.g. beam–gas and beam–halo collisions within the beam pipe), ultra-peripheral electromagnetic collisions and cosmic-ray muons. The acceptance of this selection corresponds to $(97 \pm 3)\%$ of the hadronic PbPb inelastic cross section [28].

Events for this analysis are selected using the two-level trigger of CMS. At the first (hardware) level, one muon candidate with a p_{T} of at least 3 GeV/c is required in the muon detectors. At the software-based higher level, one reconstructed track with a more precisely determined $p_{\text{T}} > 3$ GeV/c is again required in the muon detectors. For muons from W-boson decays, the single-muon trigger efficiency is estimated as $(97.0 \pm 2.3)\%$.

Muon offline reconstruction has $\approx 99\%$ efficiency to find tracks when hits in the muon detectors are taken as seeds. These tracks (called stand-alone muons) are matched to tracks reconstructed in the silicon tracker by means of an algorithm optimised for the heavy-ion environment [29,31]. For a muon from W decays, the silicon-tracking efficiency is $\approx 85\%$, which is less than for pp collisions, as track reconstruction in the PbPb environment requires more pixel hits to reduce the number of possible combinations resulting from large particle multiplicities. Combined fits of the stand-alone muon and tracker trajectories (called global muons) are used in extracting the results of this analysis. Muon pseudorapidities are restricted to $|\eta^{\mu}| < 2.1$, which provides uniform and good resolution both at the trigger stage and in offline reconstruction.

A Z-boson veto is applied to reject events that contain a second muon of opposite charge with $p_{\text{T}} > 10$ GeV/c that forms a dimuon invariant mass of $60 < m_{\mu\mu} < 120$ GeV/c². Background muons from cosmic rays and heavy-quark semileptonic decays are rejected by requiring a transverse impact parameter of less than 0.3 mm relative to the measured vertex. No muon isolation criteria are required. The single-muon p_{T} spectrum following this selection is shown in Fig. 1(a) with red-filled circles. The enhancement in the number of muons with $p_{\text{T}} > 25$ GeV/c, expected from the decay of W bosons (green-hatched histogram), is evident. Details on the fit to the data are given below.

To further characterise events with muons arising from W decays, the imbalance (\not{p}_{T}) in the sum of the charged-particle transverse momenta with $p_{\text{T}} > 3$ GeV/c is computed for each event. The mean value of this transverse-momentum imbalance as a function of centrality of the PbPb collision is presented in Fig. 1(b) for data (black-filled squares) selected with the two-level muon trigger described above. The presence of significant \not{p}_{T} in central events is expected as these events contain many particles that are not included in the sum, such as neutrals or charged particles produced at low transverse momentum or at large pseudorapidity. For peripheral collisions, the net \not{p}_{T} tends to be quite small. Once a high- p_{T} muon is required in the data (red-filled circles), the $\langle \not{p}_{\text{T}} \rangle$ shifts to higher values of ≈ 40 GeV/c, and is far less dependent on the centrality of the collision. This agrees with expectations (green triangles) for \not{p}_{T} values of undetected neutrinos originating from W decay. To enhance the contribution from the W signal, events are therefore required to have $p_{\text{T}}^{\mu} > 25$ GeV/c and $\not{p}_{\text{T}} > 20$ GeV/c.

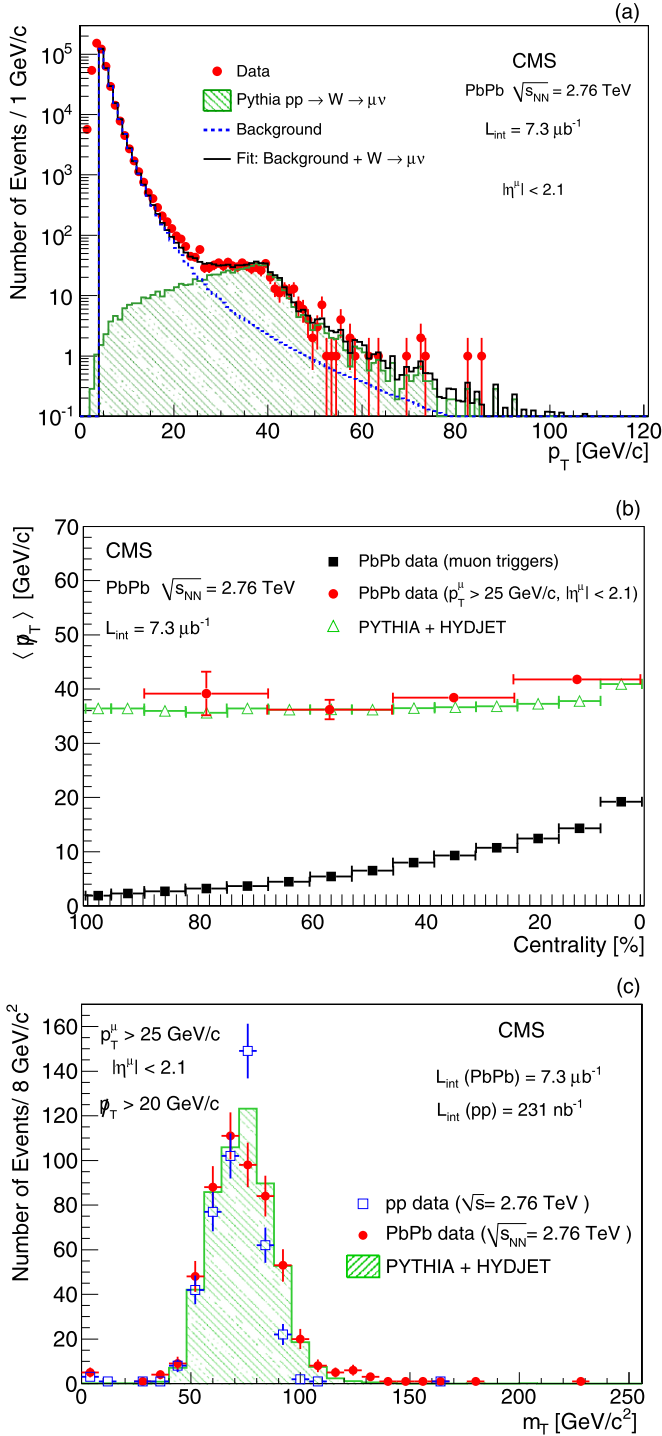


Fig. 1. (a) Single-muon transverse-momentum spectrum for $|\eta^\mu| < 2.1$ in PbPb data (red-filled circles). Signal (green-hatched histogram) and background (blue-dashed histogram) contributions are fitted (black solid line) to the data. (b) Mean value of p_T^μ for charged tracks as a function of centrality, before any event selection is applied on the muon-triggered data (black squares) and after it (red-filled circles), together with predictions from the PYTHIA + HYDJET samples (green triangles). (c) Transverse mass distribution for selected events in PbPb (red-filled circles) and pp (blue open squares) data, compared to simulation (green-hatched histogram). The error bars represent statistical uncertainties. (See the text for more details). (For interpretation of the references to colour in this figure legend, the reader is referred to the web version of this Letter.)

The distribution in transverse mass (m_T) for the μ and p_T system, computed as $m_T = \sqrt{2p_T^\mu p_T(1 - \cos\phi)}$, where ϕ is the az-

imuth between the p_T^μ and the p_T vectors, is presented in Fig. 1(c) (red-filled circles), together with the expectation from a sample of simulated W events (green-hatched histogram) generated with PYTHIA v.6.4 [32] that are passed through a detailed simulation of the CMS detector based on GEANT4 [33]. The effect of larger background from the underlying event in PbPb collisions is taken into account by embedding detector-level signals from the simulated W^+ and W^- decays into PbPb events generated with HYDJET [34] (referred to as PYTHIA + HYDJET samples in the rest of the Letter). The m_T spectrum of Fig. 1(c) is expected to have a sharp falling edge at the mass of the W boson, which is smeared by experimental resolution. The region of $m_T > 40$ GeV/c² is used to define the W signal. Following this final selection, a total of 275 μ^+ and 264 μ^- events remain in the data sample.

Residual contributions from Z bosons with a misidentified muon or a muon emitted in an insensitive region of the detector, as well as contributions from $W \rightarrow \tau\nu_\tau$ processes, where the τ decays into $\mu\nu_\mu\nu_\tau$, are estimated using pp events simulated with PYTHIA at the corresponding CM energy. A total estimated background contamination of 2.1% of the selected sample, based on the pp MC simulation, is subtracted from the data, as such electroweak processes are expected to scale with the number of elementary nucleon–nucleon collisions [30]. Remaining contaminations from a variety of QCD processes (mainly from semileptonic heavy-quark decays) in both pp and PbPb data, are estimated by extrapolating the m_T distribution for both isolated and non-isolated, muon-enriched samples into the regions of signal. The estimate from pp data provides an upper limit on possible contamination of the PbPb sample, since parton energy loss (jet quenching) [28] in heavy-ion collisions can only lower the yields relative to pp production. As a cross-check, the same method is applied to PbPb data. In both cases, upper limits on the contamination from QCD processes of 1% of the total selected PbPb sample are established, and no additional correction is applied for residual background, but a 1% systematic uncertainty is attributed to these sources of background.

A cross-check on the contributions from signal and background to the selected sample is obtained by fitting the muon p_T spectrum in Fig. 1(a) to two components: one arising from $W \rightarrow \mu\nu_\mu$ signal (a template is taken from PYTHIA-simulated pp events), and another used for the background, modelled by a modified Rayleigh function [10] with 3 parameters. The best fit, shown in Fig. 1(a), gives W boson yields that are in agreement to within 3% with the number of events found in the main analysis.

Muon detector acceptance is evaluated with a sample of W events generated with PYTHIA and CTEQ6L [35] PDF, that contains a weighted mixture of proton–proton, neutron–neutron and neutron–proton interactions, representing the nucleon content of Pb nuclei.

Efficiencies for triggering, reconstructing, and selecting events are estimated using the PYTHIA + HYDJET samples previously discussed. Such embedded events, after being processed through full CMS trigger emulation and event reconstruction, reveal that track characteristics, such as the number of hits and the χ^2 for the fit of the hits to muon trajectories, have similar distributions in data and in simulation. The efficiency is evaluated separately for events with positive and negative muons.

The acceptance parameter α is defined as the fraction of W bosons generated in the total phase space that decay into a muon with $|\eta^\mu| < 2.1$ and $p_T^\mu > 25$ GeV/c. For W^+ decays, α is estimated as 63%, compared to 49% for W^- events. The difference in the correction factors has its origin in the different angular distributions of the positive and negative muons from the W decays, as discussed in the Introduction. Within this acceptance, the overall trigger, reconstruction, and selection efficiency ε , including the p_T

Table 1

Sources of systematic uncertainties in the analyses of PbPb and pp data. The last line of the table contains the uncertainty in luminosity for pp data, and the analogous uncertainty in the value of T_{AA} for MB events in PbPb data, as described in Section 3.

Sources	PbPb (%)	pp (%)
MB trigger	3.0	–
Muon trigger	2.3	2.0
Tracking efficiency	4.9	–
p_T^μ calibration	0.2	0.2
Isolation	–	1.3
p_T	4.0	2.0
Background	1.0	1.0
Total experimental	7.4	3.5
Acceptance	3.5	2.8
Lumi (or equivalent)	5.7	6.0

and m_T criteria, averages to $(73 \pm 8)\%$, where the variations with the centrality of the event are considered in the uncertainty. To account for possible detector effects, efficiency corrections are applied as a function of muon pseudorapidity, separately for events with positive and negative muons.

The individual components of muon efficiency are also estimated using data by means of a tag-and-probe method, discussed in Refs. [9,10], which entails counting Z candidates both with and without applying a probe requirement on one of the muons in $Z \rightarrow \mu^+\mu^-$ decays, to estimate: (i) the stand-alone muon-reconstruction efficiency, which is probed using charged tracks from the silicon tracker, (ii) the reconstruction efficiency of the silicon tracker, probed using stand-alone muons, and (iii) the trigger efficiency, probed by measuring the trigger response to the second muon in events triggered by a single-muon requirement. The latter is also checked with high-quality reconstructed muons found in minimum-bias events. In all cases, these efficiencies, estimated with data, agree within the statistical uncertainties with those obtained from simulation.

The total systematic uncertainty on the yield of W bosons is estimated as 7.4%, and is defined by summing separate contributions in quadrature as follows. The largest uncertainty is associated with tracking efficiency, and corresponds to 4.9% accuracy obtained for the tag-and-probe determination of efficiency from data. Similarly, the uncertainty associated with the muon trigger is estimated as 2.3%. As indicated previously, the 1% maximum contribution from unsubtracted background sources is taken as a systematic uncertainty. The procedure used to estimate p_T has a 4% uncertainty, obtained by examining the impact of changing the threshold, from 1 to 10 GeV/c, on the p_T of tracks used to calculate the p_T imbalance. The contribution from uncertainties on the calibration and resolution of the p_T of muons is 0.2%. The probability of misidentifying muon charge is negligible ($\approx 10^{-4}$) and is ignored. The trigger efficiency for minimum-bias events is known to 3% accuracy. The measurement of W production is performed in the region of phase space defined by $|\eta^\mu| < 2.1$ and $p_T^\mu > 25$ GeV/c, but when the results are extrapolated to a larger region of phase space, using the acceptance corrections detailed above, the total systematic uncertainty rises to 8.2%. This is due to the 3.5% precision on the correction for acceptance that arises from uncertainties on the parameters of the assumed model (PYTHIA) and the choice of PDF (CTEQ6L) used to create the weighted mixture of NN interactions, as well as uncertainties from higher-order QCD effects, ignored higher-order electroweak corrections, and the changes introduced in the underlying kinematics (y , p_T) of muons with the modifications made in the associated parameters. Table 1 presents a summary of the different sources contributing to the total systematic uncertainty in the analysis of PbPb data.

The analysis of pp events follows a similar procedure to that described for the PbPb data. Triggered events require the presence of a muon with a minimal value of p_T , and those containing a muon reconstructed offline with $p_T^\mu > 25$ GeV/c and $|\eta^\mu| < 2.1$ are accepted, based on the same identification and quality criteria as for PbPb data. In addition, muon isolation is implemented by requiring the scalar sum of the transverse energies deposited in the calorimeters and of the transverse momenta of tracks (excluding the muon candidate) around the axis of the muon, within a cone of radius $\Delta R = \sqrt{(\Delta\phi)^2 + (\Delta\eta)^2} = 0.3$, to be below $0.1p_T^\mu$.

Unlike the transverse momentum imbalance based on charged tracks, used in PbPb events, the p_T in pp events is calculated using a particle-flow (PF) technique [36] that combines tracking and calorimetric information, with the requirement on p_T of >20 GeV/c implemented for the signal region. The resulting m_T distribution for the muon and p_T system is shown in Fig. 1(c) (open blue squares), where reasonable agreement is observed with the signal reconstructed in PbPb data. The apparently-better resolution for pp relative to PbPb events can be attributed to the more powerful PF technique for measuring the p_T variable and, in general, to fewer particles from the underlying event. After applying the same criteria as used in the PbPb analysis, a total of 301 μ^+ and 165 μ^- events remain in the pp data.

As in the PbPb analysis, the acceptance (α) and efficiency (ε) for the inclusive $pp \rightarrow WX \rightarrow \mu\nu_\mu X$ processes are evaluated using a sample of reconstructed W events in pp collisions at $\sqrt{s} = 2.76$ TeV, simulated with PYTHIA and processed through the CMS detector simulation. The mean values for acceptance are $\alpha = 61\%$ for W^+ and $\alpha = 54\%$ for W^- events, and refer to W bosons produced in the entire phase space for $W \rightarrow \mu\nu_\mu$ decays, with $|\eta^\mu| < 2.1$ and $p_T^\mu > 25$ GeV/c. The average efficiency for selection within this acceptance is $\varepsilon = 89\%$.

The 3% background estimated in the selected pp sample is based on the same methods used in the PbPb analysis, and, as in the treatment of PbPb collisions, the contribution from electroweak background (2.1%) is also subtracted from pp data.

The systematic uncertainty on the evaluation of the pp cross section is estimated to be 7.0%, and, as before, obtained by summing in quadrature the uncertainty on luminosity (6%) and on the efficiency-corrected yield (3.5%), which is affected by sources similar to those discussed in the PbPb analysis: muon identification and trigger efficiencies (2%), isolation efficiency (1.3%), calibration and resolution of muon p_T (0.2%), residual background (1%), and the calculation of p_T (2%). Uncertainties on α correspond to 2.8%. Table 1 presents a summary of the different sources contributing to the total systematic uncertainty.

3. Results

Unless stated otherwise, all results reported in this section are evaluated in the restricted region of phase space defined by $|\eta^\mu| < 2.1$ and $p_T^\mu > 25$ GeV/c.

The yield (N_W) of muons from W decays per MB event in PbPb collisions, per unit of muon pseudorapidity, is defined as $N_W/\Delta\eta = (N_\mu^{\text{sel}} - N_{\text{ew}}^{\text{B}})/(\varepsilon N_{\text{MB}}\Delta\eta)$, where N_μ^{sel} is the number of selected events, N_{ew}^{B} is the estimated background from other electroweak processes, $N_{\text{MB}} = 55.7 \times 10^6$ is the number of MB events, corrected for trigger efficiency, and estimated with an accuracy of 3%, ε is the overall efficiency for W events, and $\Delta\eta = 4.2$ is the pseudorapidity range used in the analysis. This yields $N_{W^+}/\Delta\eta = (159 \pm 10 \pm 12) \times 10^{-8}$ and $N_{W^-}/\Delta\eta = (154 \pm 10 \pm 12) \times 10^{-8}$, for W^+ and W^- events, respectively, where the first uncertainty is statistical and the second is systematic. Extrapolating these measurements to the total W phase space using the acceptance corrections

Table 2
The selected number of events with μ^+ ($N_{\mu^+}^{\text{sel}}$) and μ^- ($N_{\mu^-}^{\text{sel}}$) and the normalised cross sections $(1/T_{AA})(N_W/\Delta\eta)$ as a function of centrality in PbPb data. The last row provides the selected number of events with μ^+ ($N_{\mu^+}^{\text{sel-pp}}$) and μ^- ($N_{\mu^-}^{\text{sel-pp}}$) in pp data, and the cross sections derived from them (see text), divided by $\Delta\eta$. All values are reported for $|\eta^\mu| < 2.1$ and $p_T^\mu > 25$ GeV/c.

Centrality (%)	$N_{\mu^+}^{\text{sel}}$	Normalised cross section (W^+) [nb]/ $\Delta\eta$	$N_{\mu^-}^{\text{sel}}$	Normalised cross section (W^-) [nb]/ $\Delta\eta$
(50–100)	11	$0.24 \pm 0.07 \pm 0.04$	10	$0.22 \pm 0.07 \pm 0.04$
(30–50)	45	$0.30 \pm 0.04 \pm 0.04$	43	$0.28 \pm 0.04 \pm 0.04$
(20–30)	48	$0.32 \pm 0.05 \pm 0.03$	46	$0.30 \pm 0.04 \pm 0.03$
(10–20)	66	$0.27 \pm 0.03 \pm 0.02$	72	$0.28 \pm 0.03 \pm 0.02$
(0–10)	105	$0.27 \pm 0.03 \pm 0.02$	93	$0.26 \pm 0.03 \pm 0.02$
(0–100)	275	$0.28 \pm 0.02 \pm 0.02$	264	$0.27 \pm 0.02 \pm 0.02$
pp	301	$0.34 \pm 0.02 \pm 0.02$	165	$0.18 \pm 0.01 \pm 0.01$

reported above, provides the total yields per MB event of $N(W) = (1057 \pm 63 \pm 88) \times 10^{-8}$ for W^+ , and $(1317 \pm 80 \pm 108) \times 10^{-8}$ for W^- .

The above analysis is repeated after subdividing the data into the five bins of event centrality (defined in Section 2) and six bins in muon $|\eta|$. The total systematic uncertainty does not depend significantly on these variables, and is considered to be constant and uncorrelated between bins.

The yields of muons from W decays per MB event and per unit of muon pseudorapidity, $N_W/\Delta\eta$, in PbPb collisions can be turned into the inclusive W cross sections per unit of muon pseudorapidity, normalised to the number of binary collisions occurring in PbPb interactions, when divided by the scaling factor T_{AA} , that is, $(1/T_{AA})(N_W/\Delta\eta)$. This factor represents the nuclear-overlap function, namely the number of elementary binary NN collisions divided by the elementary NN cross section, and can be interpreted as the NN-equivalent integrated luminosity per AA collision for a given centrality. In units of collisions per mb, the average T_{AA} corresponds to 0.47 ± 0.07 , 3.9 ± 0.4 , 8.8 ± 0.6 , 14.5 ± 0.8 , and 23.2 ± 1.0 , for event centralities of 50–100%, 30–50%, 20–30%, 10–20% and 0–10%, respectively, and to 5.66 ± 0.32 for MB events, as computed using a Glauber model [30], with the parameters given in Ref. [28]. The quoted uncertainties are obtained by changing the parameters of the model and the MB trigger and selection efficiencies by their respective uncertainties.

Fig. 2 shows the centrality dependence of the separate W^+ (violet-filled squares) and W^- (green-filled stars) normalised (NN-equivalent) cross sections and their sum (red-filled circles). The abscissa represents the average number of participating nucleons that undergo inelastic hadronic interactions (N_{part}) for the selected centrality intervals and computed using the same Glauber model. The open symbols at $N_{\text{part}} \approx 120$ correspond to MB events. For clarity, both W^+ and W^- points are slightly shifted relative to each other on the horizontal axis. Within present uncertainties, the normalised cross sections of W bosons in terms of the number of elementary nucleon–nucleon collisions are consistent with being independent of centrality of the PbPb collision, as can be seen by the results shown in Fig. 2 and Table 2.

The W-production cross sections for pp collisions at the same \sqrt{s} are determined in a similar manner, according to $\sigma_{\text{pp}} = \sigma(\text{pp} \rightarrow WX) \cdot B(W \rightarrow \mu\nu_\mu) = (N_{\mu^+}^{\text{sel-pp}} - N_{e\nu}^{\text{B}})/(\varepsilon_{\text{pp}}\mathcal{L})$, where B is the W boson leptonic decay branching fraction, $N_{\mu^+}^{\text{sel-pp}}$ is the number of selected events from the pp data sample, ε_{pp} the overall efficiency for W bosons, and \mathcal{L} the total integrated pp luminosity of 231 nb^{-1} . The corresponding values, divided by the muon pseudorapidity interval of $\Delta\eta = 4.2$, are displayed at $N_{\text{part}} = 2$ in Fig. 2 as open diamonds, and with the same colour code as for the PbPb data. The numerical values are given in Table 2. The impact of the neutron content in Pb nuclei is observed in the enhancement of

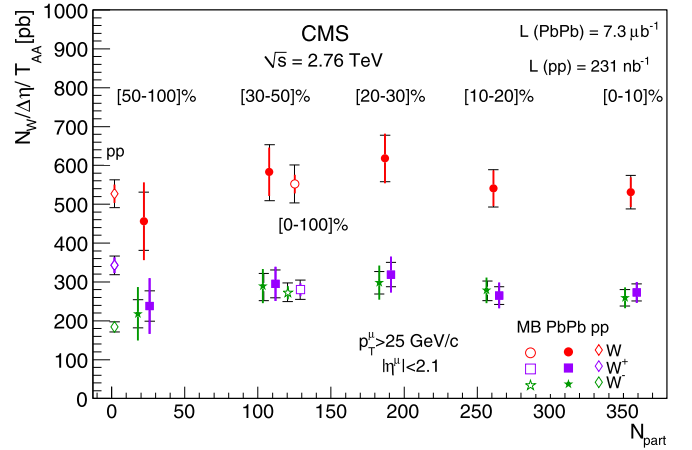


Fig. 2. Centrality dependence of normalised $W \rightarrow \mu\nu_\mu$ cross sections $(1/T_{AA})(N_W/\Delta\eta)$ in PbPb collisions, for all W candidates (red-filled points) and, separated by charge, W^+ (violet-filled squares) and W^- (green-filled stars). The open symbols at $N_{\text{part}} \approx 120$ represent the MB events. At $N_{\text{part}} = 2$, the corresponding cross sections are displayed for pp collisions divided by $\Delta\eta$, for the same \sqrt{s} . For clarity, both W^+ and W^- points are slightly shifted on the horizontal axis. The cross sections are given for the phase space region $|\eta^\mu| < 2.1$ and $p_T^\mu > 25$ GeV/c. The error bars represent the statistical, and the horizontal lines the systematic, uncertainties. (For interpretation of the references to colour in this figure legend, the reader is referred to the web version of this Letter.)

W^- and the reduction of W^+ production in PbPb relative to pp interactions. As can be seen, the individual W^+ and W^- cross sections differ, while their sum agrees for PbPb and pp collisions.

Theoretical predictions for W-boson production in PbPb collisions are based on the next-to-leading-order (NLO) mCFM [37] calculation and MSTW2008 PDF [38] at next-to-NLO (NNLO), interfaced with the EPS09 [26] nuclear PDF that account for nuclear modifications in collisions involving heavy ions rather than a sum over free nucleons. The effect of this nuclear PDF package is a 4% reduction on the total W cross section with respect to the free nucleon PDF. The cross sections per NN pair, obtained in the region of phase space studied in this analysis, are (0.97 ± 0.10) nb for W^+ and (0.87 ± 0.09) nb for W^- production, where the quoted uncertainties take account of the two choices of PDF [26]. Dividing these values by $\Delta\eta = 4.2$, provides predictions of (0.23 ± 0.02) nb for W^+ and (0.21 ± 0.02) nb for W^- production per unit of muon pseudorapidity, values that are compatible with the experimental results given in Table 2.

The cross sections for $\text{pp} \rightarrow WX \rightarrow \mu\nu_\mu X$ given above are now presented in the region of muon acceptance, denoted by $\sigma_{\text{acc}} \cdot B$, and are as follows:

$$\sigma_{\text{acc}}(\text{pp} \rightarrow W^+ X) \cdot B(W^+ \rightarrow \mu^+ \nu_\mu) = (1.44 \pm 0.08 \pm 0.10) \text{ nb};$$

$$\sigma_{\text{acc}}(\text{pp} \rightarrow W^- X) \cdot B(W^- \rightarrow \mu^- \bar{\nu}_\mu) = (0.77 \pm 0.06 \pm 0.05) \text{ nb};$$

$$\sigma_{\text{acc}}(\text{pp} \rightarrow WX) \cdot B(W \rightarrow \mu \nu_\mu) = (2.22 \pm 0.10 \pm 0.16) \text{ nb}.$$

Predictions for W-boson production in pp collisions at $\sqrt{s} = 2.76$ GeV are obtained using the NNLO program FEWZ [39] and the NNLO MSTW2008 PDF, and correspond to cross sections of (1.32 ± 0.06) nb for W^+ and (0.72 ± 0.03) nb for W^- in the same region of study. The uncertainties are from the choice of PDF.

The experimental results extrapolated to the entire phase space of W-boson production, using the previous acceptance corrections, and referred to as $\sigma_{\text{tot}} \cdot B$, are:

$$\sigma_{\text{tot}}(\text{pp} \rightarrow W^+ X) \cdot B(W^+ \rightarrow \mu^+ \nu_\mu) = (2.38 \pm 0.14 \pm 0.18) \text{ nb};$$

$$\sigma_{\text{tot}}(\text{pp} \rightarrow W^- X) \cdot B(W^- \rightarrow \mu^- \bar{\nu}_\mu) = (1.45 \pm 0.11 \pm 0.11) \text{ nb};$$

$$\sigma_{\text{tot}}(\text{pp} \rightarrow WX) \cdot B(W \rightarrow \mu \nu_\mu) = (3.83 \pm 0.18 \pm 0.29) \text{ nb}.$$

The corresponding NNLO predictions from FEWZ are (2.11 ± 0.10) nb for W^+ and (1.29 ± 0.05) nb for W^- production. The experimental results are compatible with the predictions, thereby confirming the validity of the standard model for W production at $\sqrt{s} = 2.76$ TeV.

The nuclear modification factors $R_{AA} = N_W / (T_{AA} \cdot \sigma_{pp})$, relating the W production in PbPb and in pp collisions, are computed from the measured yields in PbPb (N_W), the $\text{pp} \rightarrow WX \rightarrow \mu \nu_\mu X$ measured cross sections, both quantities in the region of muon acceptance, and the nuclear-overlap function (T_{AA}). Although the overall W-production cross section is found to scale with the number of elementary collisions, the individual W^+ and W^- yields show a strong modification due to the nucleon content in Pb nuclei, as indicated by the extracted R_{AA} factors for the region of phase space studied:

$$R_{AA}(W^+) = 0.82 \pm 0.07 \pm 0.09;$$

$$R_{AA}(W^-) = 1.46 \pm 0.14 \pm 0.16;$$

$$R_{AA}(W) = 1.04 \pm 0.07 \pm 0.12.$$

No cancellation of systematic uncertainties is assumed in computing these ratios.

The difference in W^+ and W^- production at LHC and their subsequent leptonic decays provide a different yield of $W^+ \rightarrow \mu^+ \nu_\mu$ and $W^- \rightarrow \mu^- \bar{\nu}_\mu$, defined as the ‘‘charge asymmetry’’ and given by $A = (N_{W^+} - N_{W^-}) / (N_{W^+} + N_{W^-})$, where N_W represents the efficiency-corrected number of selected events with a muon from a W decay, once the background from other electroweak processes has been subtracted. Fig. 3 shows this difference as a function of the muon pseudorapidity for PbPb collisions at 2.76 TeV (red-filled circles), for the experimental region studied. The dot-dashed horizontal line at zero asymmetry is drawn for reference. Although the uncertainties are quite large, the measured asymmetry changes from positive to negative values, which indicates an excess of W^- over W^+ production at large $|\eta^\mu|$. The dependence of the asymmetry on muon pseudorapidity is in agreement with the predictions from MCFM and the MSTW2008 PDF, with small additional nuclear effects provided through the EPS09 nuclear PDF [26], and represented by the dashed curve. The uncertainty on the prediction associated to the use of both PDF ranges from $\approx 3\%$ to $\approx 8\%$ between small and large muon pseudorapidities.

Most of the systematic uncertainties on these measurements affect μ^+ and μ^- events equally, and tend to cancel in the ratio A . A residual effect remains from a statistics-limited difference in efficiency observed for positive and negative muons in certain regions of pseudorapidity. The maximum difference (0.5%) is assigned as a systematic uncertainty. The effect of a possible difference in the calibration of muon p_T or in the resolution for oppositely charged

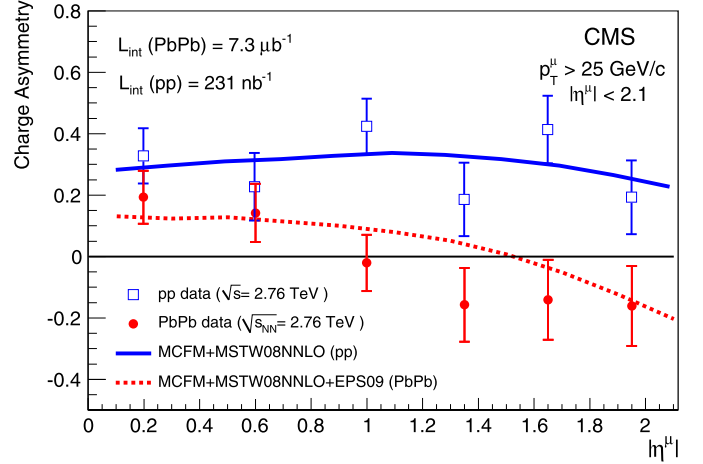


Fig. 3. Charge asymmetry $(N_{W^+} - N_{W^-}) / (N_{W^+} + N_{W^-})$ as a function of muon pseudorapidity for PbPb (red-filled circles) and pp (blue open squares) collisions at $\sqrt{s} = 2.76$ TeV. Overlaid are predictions for pp collisions from MCFM calculations with MSTW2008 PDF (blue solid curve), as well as expectations for PbPb collisions from MCFM with MSTW2008 and EPS09 PDF, that include isospin and nuclear effects (red dashed curve). Each prediction has an additional uncertainty of 5%, estimated by the uncertainty from the choice of PDF. The experimental points have an additional 1.1% systematic uncertainty that is not shown in the figure. The dot-dashed horizontal line is drawn only for reference. (For interpretation of the references to colour in this figure legend, the reader is referred to the web version of this Letter.)

leptons is evaluated to be below 0.2%, and the impact of the subtraction of backgrounds from QCD processes is estimated to be of 1%. These factors amount to a common systematic uncertainty of 1.1% that affects each measured point.

Results for pp collisions at 2.76 TeV are also shown in Fig. 3 (blue open squares), together with predictions from MCFM using the MSTW2008 PDF, represented by the solid curve. The uncertainty on the theoretical prediction is $\approx 5\%$, which reflects the uncertainty from the choice of PDF. Central values obtained with MCFM, but using other PDF (CT10, CTEQ6.6M) [40], differ by $\approx 10\%$ from the result shown in Fig. 3.

Effects due to the nucleon content in Pb nuclei are clearly visible in comparing results from PbPb and pp collisions. For the latter, the yield of μ^+ exceeds that of μ^- at all pseudorapidities, reflecting the dominance of W^+ over W^- production. The integrated charge asymmetry $A = 0.30 \pm 0.04 \pm 0.01$ is in agreement with the MCFM prediction using MSTW2008 PDF, which yields $A = 0.30 \pm 0.03$. Recent measurements of this quantity in pp collisions at $\sqrt{s} = 7$ TeV [12], for the fiducial region analysed in this Letter, yield $A = 0.189 \pm 0.002 \pm 0.008$, indicating a dependence of the asymmetry on the CM energy of the interaction, which is in agreement with expectations from W kinematics and PDF evolution [38].

4. Conclusions

The inclusive production of W bosons has been measured for $W \rightarrow \mu \nu_\mu$ decays in PbPb and pp collisions at $\sqrt{s_{NN}} = 2.76$ TeV. Decays of W bosons were identified by requiring a reconstructed muon with $|\eta^\mu| < 2.1$ and $p_T^\mu > 25$ GeV/c and transverse mass $m_T > 40$ GeV/c². The W yields for all PbPb collision centralities were found to be consistent with those measured in pp collisions scaled by the corresponding number of incoherent nucleon–nucleon interactions. The individual W^+ and W^- boson yields are modified in PbPb compared to pp collisions due to the different proton and neutron content in the nuclear beams. The differences in the μ^+ and μ^- yields from W decays (charge asymmetries)

have been measured as a function of muon pseudorapidity both in PbPb and pp collisions. All measurements were found to be well reproduced by higher-order perturbative QCD predictions. The pp results combined with those obtained at $\sqrt{s} = 7$ TeV, exhibit the expected dependence of the charge asymmetry on the parton densities as probed at different collision energies.

The results confirm the theoretical expectation that, in the probed ranges of parton fractional momentum and energy scale, further modifications of the nuclear parton distribution functions in the lead nucleus compared to the proton are small relative to the dominant isospin effect.

These studies demonstrate the promise of W-boson measurements as powerful tools in the investigation of initial and final-state effects in nuclear collisions at the LHC. The charge asymmetry of W-boson yields in PbPb interactions provides unique sensitivity to the parton distribution functions for neutrons. Future analyses of larger data samples will yield enhanced constraints on the parton densities in nuclei and allow studies of W production in association with jets.

Acknowledgements

We thank Carlos Salgado for fruitful theoretical inputs on nuclear effects in W production. We congratulate our CERN accelerator-department colleagues for the excellent performance of the LHC machine in 2010 and thank the technical and administrative staffs at CERN and other CMS institutes for their contributions, and acknowledge support from: FMSR (Austria); FNRS and FWO (Belgium); CNPq, CAPES, FAPERJ, and FAPESP (Brazil); MES (Bulgaria); CERN; CAS, MoST, and NSFC (China); COLCIENCIAS (Colombia); MSES (Croatia); RPF (Cyprus); Academy of Sciences and NICPB (Estonia); Academy of Finland, ME, and HIP (Finland); CEA and CNRS/IN2P3 (France); BMBF, DFG, and HGF (Germany); GSRT (Greece); OTKA and NKTH (Hungary); DAE and DST (India); IPM (Iran); SFI (Ireland); INFN (Italy); NRF and WCU (Korea); LAS (Lithuania); CINVESTAV, CONACYT, SEP, and UASLP-FAI (Mexico); PAEC (Pakistan); SCSR (Poland); FCT (Portugal); JINR (Armenia, Belarus, Georgia, Ukraine, Uzbekistan); MST and MAE (Russia); MSTD (Serbia); MICINN and CPAN (Spain); Swiss Funding Agencies (Switzerland); NSC (Taipei); TUBITAK and TAEK (Turkey); STFC (United Kingdom); DOE and NSF (USA). Individuals have received support from the Marie-Curie programme and the European Research Council (European Union); the Leventis Foundation; the A.P. Sloan Foundation; the Alexander von Humboldt Foundation; the Belgian Federal Science Policy Office; the Fonds pour la Formation à la Recherche dans l'Industrie et dans l'Agriculture (FRIA-Belgium); the Agentschap voor Innovatie door Wetenschap en Technologie (IWT-Belgium); and the Council of Science and Industrial Research, India.

Open access

This article is published Open Access at [sciencedirect.com](http://www.sciencedirect.com). It is distributed under the terms of the Creative Commons Attribution License 3.0, which permits unrestricted use, distribution, and reproduction in any medium, provided the original authors and source are credited.

References

[1] S.S. Adler, et al., Phys. Rev. Lett. 94 (2005) 232301, <http://dx.doi.org/10.1103/PhysRevLett.94.232301>, arXiv:nucl-ex/0503003.

[2] S. Chatrchyan, et al., Phys. Lett. B 710 (2012) 256, <http://dx.doi.org/10.1016/j.physletb.2012.02.077>, arXiv:1201.3093.

[3] S. Chatrchyan, et al., Phys. Lett. B (2012), submitted for publication, arXiv:1205.0206.

[4] F. Arleo, JHEP 0609 (2006) 015, <http://dx.doi.org/10.1088/1126-6708/2006/09/015>, arXiv:hep-ph/0601075.

[5] V. Kartvelishvili, R. Kvatadze, R. Shanidze, Phys. Lett. B 356 (1995) 589, [http://dx.doi.org/10.1016/0370-2693\(95\)00865-1](http://dx.doi.org/10.1016/0370-2693(95)00865-1), arXiv:hep-ph/9505418.

[6] Z. Conesa del Valle, et al., Phys. Lett. B 663 (2008) 202, <http://dx.doi.org/10.1016/j.physletb.2008.03.073>, arXiv:0712.0051 [hep-ph].

[7] Z. Conesa del Valle, Eur. Phys. J. C 61 (2009) 729, <http://dx.doi.org/10.1140/epjc/s10052-009-0980-8>, arXiv:0903.1432.

[8] G. Aad, et al., Phys. Lett. B 697 (2011) 294, <http://dx.doi.org/10.1016/j.physletb.2011.02.006>, arXiv:1012.5419.

[9] S. Chatrchyan, et al., Phys. Rev. Lett. 106 (2011) 212301, <http://dx.doi.org/10.1103/PhysRevLett.106.212301>, arXiv:1102.5435.

[10] S. Chatrchyan, et al., JHEP 1110 (2011) 132, [http://dx.doi.org/10.1007/JHEP10\(2011\)132](http://dx.doi.org/10.1007/JHEP10(2011)132), arXiv:1107.4789.

[11] S. Chatrchyan, et al., Phys. Rev. Lett. 107 (2011) 021802, <http://dx.doi.org/10.1103/PhysRevLett.107.021802>, arXiv:1104.3829.

[12] S. Chatrchyan, et al., JHEP 1104 (2011) 050, [http://dx.doi.org/10.1007/JHEP04\(2011\)050](http://dx.doi.org/10.1007/JHEP04(2011)050), arXiv:1103.3470.

[13] S. Chatrchyan, et al., JHEP 1201 (2012) 010, [http://dx.doi.org/10.1007/JHEP01\(2012\)010](http://dx.doi.org/10.1007/JHEP01(2012)010), arXiv:1110.3226.

[14] G. Aad, et al., JHEP 1012 (2010) 060, [http://dx.doi.org/10.1007/JHEP12\(2010\)060](http://dx.doi.org/10.1007/JHEP12(2010)060), arXiv:1010.2130.

[15] G. Aad, et al., Phys. Lett. B 698 (2011) 325, <http://dx.doi.org/10.1016/j.physletb.2011.03.012>, arXiv:1012.5382.

[16] G. Aad, et al., Phys. Rev. D 85 (2012) 072004, <http://dx.doi.org/10.1103/PhysRevD.85.072004>, arXiv:1109.5141.

[17] G. Aad, et al., Phys. Lett. B 701 (2011) 31, <http://dx.doi.org/10.1016/j.physletb.2011.05.024>, arXiv:1103.2929.

[18] B. Abbott, et al., Phys. Rev. D 61 (2000) 072001, <http://dx.doi.org/10.1103/PhysRevD.61.072001>.

[19] A. Abulencia, et al., J. Phys. G 34 (12) (2007) 2457, <http://dx.doi.org/10.1088/0954-3899/34/12/001>.

[20] G. Agakishiev, et al., Phys. Rev. D 85 (2012) 092010, <http://dx.doi.org/10.1103/PhysRevD.85.092010>, arXiv:1112.2980.

[21] A. Adare, et al., Phys. Rev. Lett. 106 (2011) 062001, <http://dx.doi.org/10.1103/PhysRevLett.106.062001>, arXiv:1009.0505.

[22] C. Albajar, et al., Z. Phys. C 44 (1989) 15, <http://dx.doi.org/10.1007/BF01548582>.

[23] J. Alitti, et al., Phys. Lett. B 276 (1992) 365, [http://dx.doi.org/10.1016/0370-2693\(92\)90333-Y](http://dx.doi.org/10.1016/0370-2693(92)90333-Y).

[24] R. Vogt, Phys. Rev. C 64 (2001) 044901, <http://dx.doi.org/10.1103/PhysRevC.64.044901>, arXiv:hep-ph/0011242.

[25] X.-F. Zhang, G.I. Fai, Phys. Lett. B 545 (2002) 91, [http://dx.doi.org/10.1016/S0370-2693\(02\)02558-3](http://dx.doi.org/10.1016/S0370-2693(02)02558-3), arXiv:hep-ph/0205155.

[26] H. Paukkunen, C.A. Salgado, JHEP 1103 (2011) 071, [http://dx.doi.org/10.1007/JHEP03\(2011\)071](http://dx.doi.org/10.1007/JHEP03(2011)071), arXiv:1010.5392.

[27] S. Chatrchyan, et al., JINST 03 (2008) S08004, <http://dx.doi.org/10.1088/1748-0221/3/08/S08004>.

[28] S. Chatrchyan, et al., Phys. Rev. C 84 (2011) 024906, <http://dx.doi.org/10.1103/PhysRevC.84.024906>, arXiv:1102.1957.

[29] D. d'Enterria, et al., J. Phys. G 34 (2007) 2307, <http://dx.doi.org/10.1088/0954-3899/34/11/008>.

[30] M.L. Miller, et al., Ann. Rev. Nucl. Part. Sci. 57 (2007) 205, <http://dx.doi.org/10.1146/annurev.nucl.57.090506.123020>, arXiv:nucl-ex/0701025.

[31] C. Roland, Nucl. Instrum. Meth. A 566 (2006) 123, <http://dx.doi.org/10.1016/j.nima.2006.05.023>.

[32] T. Sjöstrand, S. Mrenna, P. Skands, JHEP 0605 (2006) 026, <http://dx.doi.org/10.1088/1126-6708/2006/05/026>, arXiv:hep-ph/0603175.

[33] S. Agostinelli, et al., Nucl. Instrum. Meth. A 506 (2003) 250, [http://dx.doi.org/10.1016/S0168-9002\(03\)01368-8](http://dx.doi.org/10.1016/S0168-9002(03)01368-8).

[34] I.P. Lokhtin, A.M. Snigirev, Eur. Phys. J. C 45 (2006) 211, <http://dx.doi.org/10.1140/epjc/s2005-02426-3>, arXiv:hep-ph/0506189.

[35] J. Pumplin, et al., JHEP 0207 (2002) 012, <http://dx.doi.org/10.1088/1126-6708/2002/07/012>, arXiv:hep-ph/0201195.

[36] CMS Collaboration, Particle-flow event reconstruction in CMS and performance for jets, taus, and E_T^{miss} , CMS Physics Analysis Summary CMS-PAS-PFT-09-001, 2009, <http://cdsweb.cern.ch/record/1194487>.

[37] K.E.J. Campbell, C. Williams, JHEP 1107 (2011) 018, [http://dx.doi.org/10.1007/JHEP07\(2011\)018](http://dx.doi.org/10.1007/JHEP07(2011)018), arXiv:1105.0020.

[38] A.D. Martin, W.J. Stirling, R.S. Thorne, G. Watt, Eur. Phys. J. C 63 (2009) 189, <http://dx.doi.org/10.1140/epjc/s10052-009-1072-5>, arXiv:0901.0002.

[39] K. Melnikov, F. Petriello, Phys. Rev. D 74 (2006) 114017, <http://dx.doi.org/10.1103/PhysRevD.74.114017>, arXiv:hep-ph/0609070.

[40] H.-L. Lai, M. Guzzi, J. Huston, Z. Li, P.M. Nadolsky, J. Pumplin, C.-P. Yuan, Phys. Rev. D 82 (2010) 074024, <http://dx.doi.org/10.1103/PhysRevD.82.074024>, arXiv:1007.2241.

CMS Collaboration

S. Chatrchyan, V. Khachatryan, A.M. Sirunyan, A. Tumasyan

Yerevan Physics Institute, Yerevan, Armenia

W. Adam, T. Bergauer, M. Dragicevic, J. Erö, C. Fabjan¹, M. Friedl, R. Frühwirth¹, V.M. Ghete, J. Hammer, N. Hörmann, J. Hrubec, M. Jeitler¹, W. Kiesenhofer, V. Knünz, M. Krammer¹, D. Liko, I. Mikulec, M. Pernicka[†], B. Rahbaran, C. Rohringer, H. Rohringer, R. Schöfbeck, J. Strauss, A. Taurok, P. Wagner, W. Waltenberger, G. Walzel, E. Widl, C.-E. Wulz¹

Institut für Hochenergiephysik der OeAW, Wien, Austria

V. Mossolov, N. Shumeiko, J. Suarez Gonzalez

National Centre for Particle and High Energy Physics, Minsk, Belarus

S. Bansal, T. Cornelis, E.A. De Wolf, X. Janssen, S. Luyckx, T. Maes, L. Mucibello, S. Ochesanu, B. Roland, R. Rougny, M. Selvaggi, Z. Staykova, H. Van Haevermaet, P. Van Mechelen, N. Van Remortel, A. Van Spilbeeck

Universiteit Antwerpen, Antwerpen, Belgium

F. Blekman, S. Blyweert, J. D'Hondt, R. Gonzalez Suarez, A. Kalogeropoulos, M. Maes, A. Olbrechts, W. Van Doninck, P. Van Mulders, G.P. Van Onsem, I. Villella

Vrije Universiteit Brussel, Brussel, Belgium

O. Charaf, B. Clerbaux, G. De Lentdecker, V. Dero, A.P.R. Gay, T. Hreus, A. Léonard, P.E. Marage, T. Reis, L. Thomas, C. Vander Velde, P. Vanlaer, J. Wang

Université Libre de Bruxelles, Bruxelles, Belgium

V. Adler, K. Beernaert, A. Cimmino, S. Costantini, G. Garcia, M. Grunewald, B. Klein, J. Lellouch, A. Marinov, J. McCartin, A.A. Ocampo Rios, D. Ryckbosch, N. Strobbe, F. Thyssen, M. Tytgat, L. Vanelderen, P. Verwilligen, S. Walsh, E. Yazgan, N. Zaganidis

Ghent University, Ghent, Belgium

S. Basegmez, G. Bruno, R. Castello, A. Caudron, L. Ceard, C. Delaere, T. du Pree, D. Favart, L. Forthomme, A. Giammanco², J. Hollar, V. Lemaître, J. Liao, O. Militaru, C. Nuttens, D. Pagano, L. Perrini, A. Pin, K. Piotrkowski, N. Schul, J.M. Vizán Garcia

Université Catholique de Louvain, Louvain-la-Neuve, Belgium

N. Belyi, T. Caebergs, E. Daubie, G.H. Hammad

Université de Mons, Mons, Belgium

G.A. Alves, M. Correa Martins Junior, D. De Jesus Damiao, T. Martins, M.E. Pol, M.H.G. Souza

Centro Brasileiro de Pesquisas Físicas, Rio de Janeiro, Brazil

W.L. Aldá Júnior, W. Carvalho, A. Custódio, E.M. Da Costa, C. De Oliveira Martins, S. Fonseca De Souza, D. Matos Figueiredo, L. Mundim, H. Nogima, V. Oguri, W.L. Prado Da Silva, A. Santoro, L. Soares Jorge, A. Sznajder

Universidade do Estado do Rio de Janeiro, Rio de Janeiro, Brazil

C.A. Bernardes³, F.A. Dias⁴, T.R. Fernandez Perez Tomei, E.M. Gregores³, C. Lagana, F. Marinho, P.G. Mercadante³, S.F. Novaes, Sandra S. Padula

Instituto de Física Teórica, Universidade Estadual Paulista, Sao Paulo, Brazil

V. Genchev⁵, P. Iaydjiev⁵, S. Piperov, M. Rodozov, S. Stoykova, G. Sultanov, V. Tcholakov, R. Trayanov, M. Vutova

Institute for Nuclear Research and Nuclear Energy, Sofia, Bulgaria

A. Dimitrov, R. Hadjiiska, V. Kozhuharov, L. Litov, B. Pavlov, P. Petkov

University of Sofia, Sofia, Bulgaria

J.G. Bian, G.M. Chen, H.S. Chen, C.H. Jiang, D. Liang, S. Liang, X. Meng, J. Tao, J. Wang, X. Wang, Z. Wang, H. Xiao, M. Xu, J. Zang, Z. Zhang

Institute of High Energy Physics, Beijing, China

C. Asawatangtrakuldee, Y. Ban, S. Guo, Y. Guo, W. Li, S. Liu, Y. Mao, S.J. Qian, H. Teng, S. Wang, B. Zhu, W. Zou

State Key Lab. of Nucl. Phys. and Tech., Peking University, Beijing, China

C. Avila, J.P. Gomez, B. Gomez Moreno, A.F. Osorio Oliveros, J.C. Sanabria

Universidad de Los Andes, Bogota, Colombia

N. Godinovic, D. Lelas, R. Plestina⁶, D. Polic, I. Puljak⁵

Technical University of Split, Split, Croatia

Z. Antunovic, M. Kovac

University of Split, Split, Croatia

V. Brigljevic, S. Duric, K. Kadija, J. Luetic, S. Morovic

Institute Rudjer Boskovic, Zagreb, Croatia

A. Attikis, M. Galanti, G. Mavromanolakis, J. Mousa, C. Nicolaou, F. Ptochos, P.A. Razis

University of Cyprus, Nicosia, Cyprus

M. Finger, M. Finger Jr.

Charles University, Prague, Czech Republic

Y. Assran⁷, S. Elgammal⁸, A. Ellithi Kamel⁹, S. Khalil⁸, M.A. Mahmoud¹⁰, A. Radi^{11,12}

Academy of Scientific Research and Technology of the Arab Republic of Egypt, Egyptian Network of High Energy Physics, Cairo, Egypt

M. Kadastik, M. Müntel, M. Raidal, L. Rebane, A. Tiko

National Institute of Chemical Physics and Biophysics, Tallinn, Estonia

V. Azzolini, P. Eerola, G. Fedi, M. Voutilainen

Department of Physics, University of Helsinki, Helsinki, Finland

J. Härkönen, A. Heikkinen, V. Karimäki, R. Kinnunen, M.J. Kortelainen, T. Lampén, K. Lassila-Perini, S. Lehti, T. Lindén, P. Luukka, T. Mäenpää, T. Peltola, E. Tuominen, J. Tuominiemi, E. Tuovinen, D. Ungaro, L. Wendland

Helsinki Institute of Physics, Helsinki, Finland

K. Banzuzi, A. Korpela, T. Tuuva

Lappeenranta University of Technology, Lappeenranta, Finland

M. Besancon, S. Choudhury, M. Dejardin, D. Denegri, B. Fabbro, J.L. Faure, F. Ferri, S. Ganjour, A. Givernaud, P. Gras, G. Hamel de Monchenault, P. Jarry, E. Locci, J. Malcles, L. Millischer, A. Nayak, J. Rander, A. Rosowsky, I. Shreyber, M. Titov

DSM/IRFU, CEA/Saclay, Gif-sur-Yvette, France

S. Baffioni, F. Beaudette, L. Benhabib, L. Bianchini, M. Bluj¹³, C. Broutin, P. Busson, C. Charlot, N. Daci, T. Dahms, L. Dobrzynski, R. Granier de Cassagnac, M. Haguenaue, P. Miné, C. Mironov, M. Nguyen, C. Ochando, P. Paganini, D. Sabes, R. Salerno, Y. Sirois, C. Veelken, A. Zabi

Laboratoire Leprince-Ringuet, Ecole Polytechnique, IN2P3-CNRS, Palaiseau, France

J.-L. Agram¹⁴, J. Andrea, D. Bloch, D. Bodin, J.-M. Brom, M. Cardaci, E.C. Chabert, C. Collard, E. Conte¹⁴, F. Drouhin¹⁴, C. Ferro, J.-C. Fontaine¹⁴, D. Gelé, U. Goerlach, P. Juillot, M. Karim¹⁴, A.-C. Le Bihan, P. Van Hove

Institut Pluridisciplinaire Hubert Curien, Université de Strasbourg, Université de Haute Alsace Mulhouse, CNRS/IN2P3, Strasbourg, France

F. Fassi, D. Mercier

Centre de Calcul de l'Institut National de Physique Nucléaire et de Physique des Particules (IN2P3), Villeurbanne, France

S. Beauceron, N. Beaupere, O. Bondu, G. Boudoul, H. Brun, J. Chasserat, R. Chierici⁵, D. Contardo, P. Depasse, H. El Mamouni, J. Fay, S. Gascon, M. Gouzevitch, B. Ille, T. Kurca, M. Lethuillier, L. Mirabito, S. Perries, V. Sordini, S. Tosi, Y. Tschudi, P. Verdier, S. Viret

Université de Lyon, Université Claude Bernard Lyon 1, CNRS-IN2P3, Institut de Physique Nucléaire de Lyon, Villeurbanne, France

Z. Tsamalaidze¹⁵

Institute of High Energy Physics and Informatization, Tbilisi State University, Tbilisi, Georgia

G. Anagnostou, S. Beranek, M. Edelhoff, L. Feld, N. Heracleous, O. Hindrichs, R. Jussen, K. Klein, J. Merz, A. Ostapchuk, A. Perieanu, F. Raupach, J. Sammet, S. Schael, D. Sprenger, H. Weber, B. Wittmer, V. Zhukov¹⁶

RWTH Aachen University, I. Physikalisches Institut, Aachen, Germany

M. Ata, J. Caudron, E. Dietz-Laursonn, D. Duchardt, M. Erdmann, R. Fischer, A. Güth, T. Hebbeker, C. Heidemann, K. Hoepfner, D. Klingebiel, P. Kreuzer, J. Lingemann, C. Magass, M. Merschmeyer, A. Meyer, M. Olschewski, P. Papacz, H. Pieta, H. Reithler, S.A. Schmitz, L. Sonnenschein, J. Steggemann, D. Teysier, M. Weber

RWTH Aachen University, III. Physikalisches Institut A, Aachen, Germany

M. Bontenackels, V. Cherepanov, M. Davids, G. Flügge, H. Geenen, M. Geisler, W. Haj Ahmad, F. Hoehle, B. Kargoll, T. Kress, Y. Kuessel, A. Linn, A. Nowack, L. Perchalla, O. Pooth, J. Rennefeld, P. Sauerland, A. Stahl

RWTH Aachen University, III. Physikalisches Institut B, Aachen, Germany

M. Aldaya Martin, J. Behr, W. Behrenhoff, U. Behrens, M. Bergholz¹⁷, A. Bethani, K. Borras, A. Burgmeier, A. Cakir, L. Calligaris, A. Campbell, E. Castro, F. Costanza, D. Dammann, G. Eckerlin, D. Eckstein, D. Fischer, G. Flucke, A. Geiser, I. Glushkov, P. Gunnellini, S. Habib, J. Hauk, G. Hellwig, H. Jung⁵, M. Kasemann, P. Katsas, C. Kleinwort, H. Kluge, A. Knutsson, M. Krämer, D. Krücker, E. Kuznetsova, W. Lange, W. Lohmann¹⁷, B. Lutz, R. Mankel, I. Marfin, M. Marienfeld, I.-A. Melzer-Pellmann, A.B. Meyer, J. Mnich, A. Mussgiller, S. Naumann-Emme, J. Olzem, H. Perrey, A. Petrukhin, D. Pitzl, A. Raspereza, P.M. Ribeiro Cipriano, C. Riedl, M. Rosin, J. Salfeld-Nebgen, R. Schmidt¹⁷, T. Schoerner-Sadenius, N. Sen, A. Spiridonov, M. Stein, R. Walsh, C. Wissing

Deutsches Elektronen-Synchrotron, Hamburg, Germany

C. Autermann, V. Blobel, S. Bobrovskiy, J. Draeger, H. Enderle, J. Erfle, U. Gebbert, M. Görner, T. Hermanns, R.S. Höing, K. Kaschube, G. Kaussen, H. Kirschenmann, R. Klanner, J. Lange, B. Mura, F. Nowak, T. Peiffer, N. Pietsch, D. Rathjens, C. Sander, H. Schettler, P. Schleper, E. Schlieckau, A. Schmidt, M. Schröder, T. Schum, M. Seidel, H. Stadie, G. Steinbrück, J. Thomsen

University of Hamburg, Hamburg, Germany

C. Barth, J. Berger, C. Böser, T. Chwalek, W. De Boer, A. Descroix, A. Dierlamm, M. Feindt, M. Guthoff⁵, C. Hackstein, F. Hartmann, T. Hauth⁵, M. Heinrich, H. Held, K.H. Hoffmann, S. Honc, I. Katkov¹⁶, J.R. Komaragiri, D. Martschei, S. Mueller, Th. Müller, M. Niegel, A. Nürnberg, O. Oberst, A. Oehler, J. Ott, G. Quast, K. Rabbertz, F. Ratnikov, N. Ratnikova, S. Röcker, A. Scheurer, F.-P. Schilling, G. Schott, H.J. Simonis, F.M. Stober, D. Troendle, R. Ulrich, J. Wagner-Kuhr, S. Wayand, T. Weiler, M. Zeise

Institut für Experimentelle Kernphysik, Karlsruhe, Germany

G. Daskalakis, T. Gerasis, S. Kesisoglou, A. Kyriakis, D. Loukas, I. Manolakos, A. Markou, C. Markou, C. Mavrommatis, E. Ntomari

Institute of Nuclear Physics "Demokritos", Aghia Paraskevi, Greece

L. Gouskos, T.J. Mertzimekis, A. Panagiotou, N. Saoulidou

University of Athens, Athens, Greece

I. Evangelou, C. Foudas⁵, P. Kokkas, N. Manthos, I. Papadopoulos, V. Patras

University of Ioánnina, Ioánnina, Greece

G. Bencze, C. Hajdu⁵, P. Hidas, D. Horvath¹⁸, K. Krajczar¹⁹, B. Radics, F. Sikler⁵, V. Veszpremi, G. Vesztergombi¹⁹

KFKI Research Institute for Particle and Nuclear Physics, Budapest, Hungary

N. Beni, S. Czellar, J. Molnar, J. Palinkas, Z. Szillasi

Institute of Nuclear Research ATOMKI, Debrecen, Hungary

J. Karancsi, P. Raics, Z.L. Trocsanyi, B. Ujvari

University of Debrecen, Debrecen, Hungary

S.B. Beri, V. Bhatnagar, N. Dhingra, R. Gupta, M. Jindal, M. Kaur, M.Z. Mehta, N. Nishu, L.K. Saini, A. Sharma, J. Singh

Panjab University, Chandigarh, India

S. Ahuja, A. Bhardwaj, B.C. Choudhary, A. Kumar, A. Kumar, S. Malhotra, M. Naimuddin, K. Ranjan, V. Sharma, R.K. Shivpuri

University of Delhi, Delhi, India

S. Banerjee, S. Bhattacharya, S. Dutta, B. Gomber, Sa. Jain, Sh. Jain, R. Khurana, S. Sarkar, M. Sharan

Saha Institute of Nuclear Physics, Kolkata, India

A. Abdulsalam, R.K. Choudhury, D. Dutta, S. Kailas, V. Kumar, P. Mehta, A.K. Mohanty⁵, L.M. Pant, P. Shukla

Bhabha Atomic Research Centre, Mumbai, India

T. Aziz, S. Ganguly, M. Guchait²⁰, M. Maity²¹, G. Majumder, K. Mazumdar, G.B. Mohanty, B. Parida, K. Sudhakar, N. Wickramage

Tata Institute of Fundamental Research – EHEP, Mumbai, India

S. Banerjee, S. Dugad

Tata Institute of Fundamental Research – HECR, Mumbai, India

H. Arfaei, H. Bakhshiansohi²², S.M. Etesami²³, A. Fahim²², M. Hashemi, H. Hesari, A. Jafari²², M. Khakzad, A. Mohammadi²⁴, M. Mohammadi Najafabadi, S. Paktinat Mehdiabadi, B. Safarzadeh²⁵, M. Zeinali²³

Institute for Research in Fundamental Sciences (IPM), Tehran, Iran

M. Abbrescia^{a,b}, L. Barbone^{a,b}, C. Calabria^{a,b,5}, S.S. Chhibra^{a,b}, A. Colaleo^a, D. Creanza^{a,c}, N. De Filippis^{a,c,5}, M. De Palma^{a,b}, L. Fiore^a, G. Iaselli^{a,c}, L. Lusito^{a,b}, G. Maggi^{a,c}, M. Maggi^a, B. Marangelli^{a,b}, S. My^{a,c}, S. Nuzzo^{a,b}, N. Pacifico^{a,b}, A. Pompili^{a,b}, G. Pugliese^{a,c}, G. Selvaggi^{a,b}, L. Silvestris^a, G. Singh^{a,b}, R. Venditti, G. Zito^a

^a INFN Sezione di Bari, Bari, Italy^b Università di Bari, Bari, Italy^c Politecnico di Bari, Bari, Italy

G. Abbiendi^a, A.C. Benvenuti^a, D. Bonacorsi^{a,b}, S. Braibant-Giacomelli^{a,b}, L. Brigliadori^{a,b}, P. Capiluppi^{a,b}, A. Castro^{a,b}, F.R. Cavallo^a, M. Cuffiani^{a,b}, G.M. Dallavalle^a, F. Fabbri^a, A. Fanfani^{a,b}, D. Fasanella^{a,b,5}, P. Giacomelli^a, C. Grandi^a, L. Guiducci, S. Marcellini^a, G. Masetti^a, M. Meneghelli^{a,b,5}, A. Montanari^a, F.L. Navarria^{a,b}, F. Odorici^a, A. Perrotta^a, F. Primavera^{a,b}, A.M. Rossi^{a,b}, T. Rovelli^{a,b}, G. Siroli^{a,b}, R. Travaglini^{a,b}

^a INFN Sezione di Bologna, Bologna, Italy^b Università di Bologna, Bologna, Italy

S. Albergo^{a,b}, G. Cappello^{a,b}, M. Chiorboli^{a,b}, S. Costa^{a,b}, R. Potenza^{a,b}, A. Tricomi^{a,b}, C. Tuve^{a,b}

^a INFN Sezione di Catania, Catania, Italy^b Università di Catania, Catania, Italy

G. Barbagli^a, V. Ciulli^{a,b}, C. Civinini^a, R. D'Alessandro^{a,b}, E. Focardi^{a,b}, S. Frosali^{a,b}, E. Gallo^a, S. Gonzi^{a,b}, M. Meschini^a, S. Paoletti^a, G. Sguazzoni^a, A. Tropiano^{a,5}

^a INFN Sezione di Firenze, Firenze, Italy^b Università di Firenze, Firenze, Italy

L. Benussi, S. Bianco, S. Colafranceschi²⁶, F. Fabbri, D. Piccolo

INFN Laboratori Nazionali di Frascati, Frascati, Italy

P. Fabbri, R. Musenich

INFN Sezione di Genova, Genova, Italy

A. Benaglia^{a,b,5}, F. De Guio^{a,b}, L. Di Matteo^{a,b,5}, S. Fiorendi^{a,b}, S. Gennai^{a,5}, A. Ghezzi^{a,b}, S. Malvezzi^a, R.A. Manzoni^{a,b}, A. Martelli^{a,b}, A. Massironi^{a,b,5}, D. Menasce^a, L. Moroni^a, M. Paganoni^{a,b}, D. Pedrini^a, S. Ragazzi^{a,b}, N. Redaelli^a, S. Sala^a, T. Tabarelli de Fatis^{a,b}

^a INFN Sezione di Milano-Bicocca, Milano, Italy^b Università di Milano-Bicocca, Milano, Italy

S. Buontempo^a, C.A. Carrillo Montoya^{a,5}, N. Cavallo^{a,27}, A. De Cosa^{a,b,5}, O. Dogangun^{a,b}, F. Fabozzi^{a,27}, A.O.M. Iorio^a, L. Lista^a, S. Meola^{a,28}, M. Merola^{a,b}, P. Paolucci^{a,5}

^a INFN Sezione di Napoli, Napoli, Italy^b Università di Napoli "Federico II", Napoli, Italy

P. Azzi^a, N. Bacchetta^{a,5}, D. Bisello^{a,b}, A. Branca^{a,5}, R. Carlin^{a,b}, P. Checchia^a, T. Dorigo^a, U. Dosselli^a, F. Gasparini^{a,b}, U. Gasparini^{a,b}, A. Gozzelino^a, K. Kanishchev^{a,c}, S. Lacaprara^a, I. Lazzizzera^{a,c}, M. Margoni^{a,b}, A.T. Meneguzzo^{a,b}, J. Pazzini, L. Perrozzi^a, N. Pozzobon^{a,b}, P. Ronchese^{a,b},

F. Simonetto^{a,b}, E. Torassa^a, M. Tosi^{a,b,5}, S. Vanini^{a,b}, P. Zotto^{a,b}, A. Zucchetta^a, G. Zumerle^{a,b}

^a INFN Sezione di Padova, Padova, Italy

^b Università di Padova, Padova, Italy

^c Università di Trento (Trento), Padova, Italy

M. Gabusi^{a,b}, S.P. Ratti^{a,b}, C. Riccardi^{a,b}, P. Torre^{a,b}, P. Vitulo^{a,b}

^a INFN Sezione di Pavia, Pavia, Italy

^b Università di Pavia, Pavia, Italy

M. Biasini^{a,b}, G.M. Bilei^a, L. Fanò^{a,b}, P. Lariccia^{a,b}, A. Lucaroni^{a,b,5}, G. Mantovani^{a,b}, M. Menichelli^a,
A. Nappi^{a,b}, F. Romeo^{a,b}, A. Saha, A. Santocchia^{a,b}, S. Taroni^{a,b,5}

^a INFN Sezione di Perugia, Perugia, Italy

^b Università di Perugia, Perugia, Italy

P. Azzurri^{a,c}, G. Bagliesi^a, T. Boccali^a, G. Broccolo^{a,c}, R. Castaldi^a, R.T. D'Agnolo^{a,c}, R. Dell'Orso^a,
F. Fiori^{a,b,5}, L. Foà^{a,c}, A. Giassi^a, A. Kraan^a, F. Ligabue^{a,c}, T. Lomtadze^a, L. Martini^{a,29}, A. Messineo^{a,b},
F. Palla^a, A. Rizzi^{a,b}, A.T. Serban^{a,30}, P. Spagnolo^a, P. Squillacioti^{a,5}, R. Tenchini^a, G. Tonelli^{a,b,5},
A. Venturi^{a,5}, P.G. Verdini^a

^a INFN Sezione di Pisa, Pisa, Italy

^b Università di Pisa, Pisa, Italy

^c Scuola Normale Superiore di Pisa, Pisa, Italy

L. Barone^{a,b}, F. Cavallari^a, D. Del Re^{a,b,5}, M. Diemoz^a, M. Grassi^{a,b,5}, E. Longo^{a,b}, P. Meridiani^{a,5},
F. Micheli^{a,b}, S. Nourbakhsh^{a,b}, G. Organtini^{a,b}, R. Paramatti^a, S. Rahatlou^{a,b}, M. Sigamani^a, L. Soffi^{a,b}

^a INFN Sezione di Roma, Roma, Italy

^b Università di Roma "La Sapienza", Roma, Italy

N. Amapane^{a,b}, R. Arcidiacono^{a,c}, S. Argiro^{a,b}, M. Arneodo^{a,c}, C. Biino^a, C. Botta^{a,b}, N. Cartiglia^a,
M. Costa^{a,b}, N. Demaria^a, A. Graziano^{a,b}, C. Mariotti^{a,5}, S. Maselli^a, E. Migliore^{a,b}, V. Monaco^{a,b},
M. Musich^{a,5}, M.M. Obertino^{a,c}, N. Pastrone^a, M. Pelliccioni^a, A. Potenza^{a,b}, A. Romero^{a,b}, M. Ruspa^{a,c},
R. Sacchi^{a,b}, V. Sola^{a,b}, A. Solano^{a,b}, A. Staiano^a, A. Vilela Pereira^a

^a INFN Sezione di Torino, Torino, Italy

^b Università di Torino, Torino, Italy

^c Università del Piemonte Orientale (Novara), Torino, Italy

S. Belforte^a, F. Cossutti^a, G. Della Ricca^{a,b}, B. Gobbo^a, M. Marone^{a,b,5}, D. Montanino^{a,b,5}, A. Penzo^a,
A. Schizzi^{a,b}

^a INFN Sezione di Trieste, Trieste, Italy

^b Università di Trieste, Trieste, Italy

S.G. Heo, T.Y. Kim, S.K. Nam

Kangwon National University, Chunchon, Republic of Korea

S. Chang, J. Chung, D.H. Kim, G.N. Kim, D.J. Kong, H. Park, S.R. Ro, D.C. Son, T. Son

Kyungpook National University, Daegu, Republic of Korea

J.Y. Kim, Zero J. Kim, S. Song

Chonnam National University, Institute for Universe and Elementary Particles, Kwangju, Republic of Korea

H.Y. Jo

Konkuk University, Seoul, Republic of Korea

S. Choi, D. Gyun, B. Hong, M. Jo, H. Kim, T.J. Kim, K.S. Lee, D.H. Moon, S.K. Park

Korea University, Seoul, Republic of Korea

M. Choi, S. Kang, J.H. Kim, C. Park, I.C. Park, S. Park, G. Ryu

University of Seoul, Seoul, Republic of Korea

Y. Cho, Y. Choi, Y.K. Choi, J. Goh, M.S. Kim, E. Kwon, B. Lee, J. Lee, S. Lee, H. Seo, I. Yu

Sungkyunkwan University, Suwon, Republic of Korea

M.J. Bilinskas, I. Grigelionis, M. Janulis, A. Juodagalvis

Vilnius University, Vilnius, Lithuania

H. Castilla-Valdez, E. De La Cruz-Burelo, I. Heredia-de La Cruz, R. Lopez-Fernandez, R. Magaña Villalba, J. Martínez-Ortega, A. Sánchez-Hernández, L.M. Villaseñor-Cendejas

Centro de Investigacion y de Estudios Avanzados del IPN, Mexico City, Mexico

S. Carrillo Moreno, F. Vazquez Valencia

Universidad Iberoamericana, Mexico City, Mexico

H.A. Salazar Ibarguen

Benemerita Universidad Autonoma de Puebla, Puebla, Mexico

E. Casimiro Linares, A. Morelos Pineda, M.A. Reyes-Santos

Universidad Autónoma de San Luis Potosí, San Luis Potosí, Mexico

D. Krofcheck

University of Auckland, Auckland, New Zealand

A.J. Bell, P.H. Butler, R. Doesburg, S. Reucroft, H. Silverwood

University of Canterbury, Christchurch, New Zealand

M. Ahmad, M.I. Asghar, H.R. Hoorani, S. Khalid, W.A. Khan, T. Khurshid, S. Qazi, M.A. Shah, M. Shoaib

National Centre for Physics, Quaid-I-Azam University, Islamabad, Pakistan

G. Brona, K. Bunkowski, M. Cwiok, W. Dominik, K. Doroba, A. Kalinowski, M. Konecki, J. Krolikowski

Institute of Experimental Physics, Faculty of Physics, University of Warsaw, Warsaw, Poland

H. Bialkowska, B. Boimska, T. Frueboes, R. Gokieli, M. Górski, M. Kazana, K. Nawrocki, K. Romanowska-Rybinska, M. Szleper, G. Wrochna, P. Zalewski

Soltan Institute for Nuclear Studies, Warsaw, Poland

N. Almeida, P. Bargassa, A. David, P. Faccioli, M. Fernandes, P.G. Ferreira Parracho, M. Gallinaro, J. Seixas, J. Varela, P. Vischia

Laboratório de Instrumentação e Física Experimental de Partículas, Lisboa, Portugal

S. Afanasiev, I. Belotelov, P. Bunin, M. Gavrilenko, I. Golutvin, A. Kamenev, V. Karjavin, G. Kozlov, A. Lanev, A. Malakhov, P. Moisenz, V. Palichik, V. Perelygin, S. Shmatov, V. Smirnov, A. Volodko, A. Zarubin

Joint Institute for Nuclear Research, Dubna, Russia

S. Evstyukhin, V. Golovtsov, Y. Ivanov, V. Kim, P. Levchenko, V. Murzin, V. Oreshkin, I. Smirnov, V. Sulimov, L. Uvarov, S. Vavilov, A. Vorobyev, An. Vorobyev

Petersburg Nuclear Physics Institute, Gatchina (St Petersburg), Russia

Yu. Andreev, A. Dermenev, S. Gninenko, N. Golubev, M. Kirsanov, N. Krasnikov, V. Matveev, A. Pashenkov, D. Tilsov, A. Toropin

Institute for Nuclear Research, Moscow, Russia

V. Epshteyn, M. Erofeeva, V. Gavrilov, M. Kossov⁵, N. Lychkovskaya, V. Popov, G. Safronov, S. Semenov, V. Stolin, E. Vlasov, A. Zhokin

Institute for Theoretical and Experimental Physics, Moscow, Russia

A. Belyaev, E. Boos, A. Ershov, A. Gribushin, V. Klyukhin, O. Kodolova, V. Korotkikh, I. Lokhtin, A. Markina, S. Obraztsov, M. Perfilov, S. Petrushanko, A. Popov, L. Sarycheva[†], V. Savrin, A. Snigirev, I. Vardanyan

Moscow State University, Moscow, Russia

V. Andreev, M. Azarkin, I. Dremin, M. Kirakosyan, A. Leonidov, G. Mesyats, S.V. Rusakov, A. Vinogradov

P.N. Lebedev Physical Institute, Moscow, Russia

I. Azhgirey, I. Bayshev, S. Bitioukov, V. Grishin⁵, V. Kachanov, D. Konstantinov, A. Korablev, V. Krychkin, V. Petrov, R. Ryutin, A. Sobol, L. Tourtchanovitch, S. Troshin, N. Tyurin, A. Uzunian, A. Volkov

State Research Center of Russian Federation, Institute for High Energy Physics, Protvino, Russia

P. Adzic³¹, M. Djordjevic, M. Ekmedzic, D. Krpic³¹, J. Milosevic

University of Belgrade, Faculty of Physics and Vinca Institute of Nuclear Sciences, Belgrade, Serbia

M. Aguilar-Benitez, J. Alcaraz Maestre, P. Arce, C. Battilana, E. Calvo, M. Cerrada, M. Chamizo Llatas, N. Colino, B. De La Cruz, A. Delgado Peris, C. Diez Pardos, D. Domínguez Vázquez, C. Fernandez Bedoya, J.P. Fernández Ramos, A. Ferrando, J. Flix, M.C. Fouz, P. Garcia-Abia, O. Gonzalez Lopez, S. Goy Lopez, J.M. Hernandez, M.I. Josa, G. Merino, J. Puerta Pelayo, A. Quintario Olmeda, I. Redondo, L. Romero, J. Santaolalla, M.S. Soares, C. Willmott

Centro de Investigaciones Energéticas Medioambientales y Tecnológicas (CIEMAT), Madrid, Spain

C. Albajar, G. Codispoti, J.F. de Trocóniz

Universidad Autónoma de Madrid, Madrid, Spain

J. Cuevas, J. Fernandez Menendez, S. Folgueras, I. Gonzalez Caballero, L. Lloret Iglesias, J. Piedra Gomez³²

Universidad de Oviedo, Oviedo, Spain

J.A. Brochero Cifuentes, I.J. Cabrillo, A. Calderon, S.H. Chuang, J. Duarte Campderros, M. Felcini³³, M. Fernandez, G. Gomez, J. Gonzalez Sanchez, C. Jorda, P. Lobelle Pardo, A. Lopez Virto, J. Marco, R. Marco, C. Martinez Rivero, F. Matorras, F.J. Munoz Sanchez, T. Rodrigo, A.Y. Rodríguez-Marrero, A. Ruiz-Jimeno, L. Scodellaro, M. Sobron Sanudo, I. Vila, R. Vilar Cortabitarte

Instituto de Física de Cantabria (IFCA), CSIC-Universidad de Cantabria, Santander, Spain

D. Abbaneo, E. Auffray, G. Auzinger, P. Baillon, A.H. Ball, D. Barney, C. Bernet⁶, G. Bianchi, P. Bloch, A. Bocci, A. Bonato, H. Breuker, T. Camporesi, G. Cerminara, T. Christiansen, J.A. Coarasa Perez, D. D'Enterria, A. Dabrowski, A. De Roeck, S. Di Guida, M. Dobson, N. Dupont-Sagorin, A. Elliott-Peisert, B. Frisch, W. Funk, G. Georgiou, M. Giffels, D. Gigi, K. Gill, D. Giordano, M. Giunta, F. Glege, R. Gomez-Reino Garrido, P. Govoni, S. Gowdy, R. Guida, M. Hansen, P. Harris, C. Hartl, J. Harvey, B. Hegner, A. Hinzmann, V. Innocente, P. Janot, K. Kaadze, E. Karavakis, K. Kousouris, P. Lecoq, Y.-J. Lee, P. Lenzi, C. Lourenço, T. Mäki, M. Malberti, L. Malgeri, M. Mannelli, L. Masetti, F. Meijers, S. Mersi, E. Meschi, R. Moser, M.U. Mozer, M. Mulders, P. Musella, E. Nesvold, T. Orimoto, L. Orsini, E. Palencia Cortezon, E. Perez, A. Petrelli, A. Pfeiffer, M. Pierini, M. Pimiä, D. Piparo, G. Polese, L. Quertenmont, A. Racz, W. Reece, J. Rodrigues Antunes, G. Rolandi³⁴, T. Rommelskirchen, C. Rovelli³⁵,

M. Rovere, H. Sakulin, F. Santanastasio, C. Schäfer, C. Schwick, I. Segoni, S. Sekmen, A. Sharma, P. Siegrist, P. Silva, M. Simon, P. Sphicas^{*,36}, D. Spiga, M. Spiropulu⁴, M. Stoye, A. Tsiros, G.I. Veres¹⁹, J.R. Vlimant, H.K. Wöhri, S.D. Worm³⁷, W.D. Zeuner

CERN, European Organization for Nuclear Research, Geneva, Switzerland

W. Bertl, K. Deiters, W. Erdmann, K. Gabathuler, R. Horisberger, Q. Ingram, H.C. Kaestli, S. König, D. Kotlinski, U. Langenegger, F. Meier, D. Renker, T. Rohe, J. Sibille³⁸

Paul Scherrer Institut, Villigen, Switzerland

L. Bäni, P. Bortignon, M.A. Buchmann, B. Casal, N. Chanon, A. Deisher, G. Dissertori, M. Dittmar, M. Dünser, J. Eugster, K. Freudenreich, C. Grab, D. Hits, P. Lecomte, W. Luster, A.C. Marini, P. Martinez Ruiz del Arbol, N. Mohr, F. Moortgat, C. Nägeli³⁹, P. Nef, F. Nessi-Tedaldi, F. Pandolfi, L. Pape, F. Pauss, M. Peruzzi, F.J. Ronga, M. Rossini, L. Sala, A.K. Sanchez, A. Starodumov⁴⁰, B. Stieger, M. Takahashi, L. Tauscher[†], A. Thea, K. Theofilatos, D. Treille, C. Urscheler, R. Wallny, H.A. Weber, L. Wehrli

Institute for Particle Physics, ETH Zurich, Zurich, Switzerland

E. Aguilo, C. AMSler, V. Chiochia, S. De Visscher, C. Favaro, M. Ivova Rikova, B. Millan Mejias, P. Otiougova, P. Robmann, H. Snoek, S. Tupputi, M. Verzetti

Universität Zürich, Zurich, Switzerland

Y.H. Chang, K.H. Chen, C.M. Kuo, S.W. Li, W. Lin, Z.K. Liu, Y.J. Lu, D. Mekterovic, A.P. Singh, R. Volpe, S.S. Yu

National Central University, Chung-Li, Taiwan

P. Bartalini, P. Chang, Y.H. Chang, Y.W. Chang, Y. Chao, K.F. Chen, C. Dietz, U. Grundler, W.-S. Hou, Y. Hsiung, K.Y. Kao, Y.J. Lei, R.-S. Lu, D. Majumder, E. Petrakou, X. Shi, J.G. Shiu, Y.M. Tzeng, X. Wan, M. Wang

National Taiwan University (NTU), Taipei, Taiwan

A. Adiguzel, M.N. Bakirci⁴¹, S. Cerci⁴², C. Dozen, I. Dumanoglu, E. Eskut, S. Girgis, G. Gokbulut, E. Gurpinar, I. Hos, E.E. Kangal, G. Karapinar, A. Kayis Topaksu, G. Onengut, K. Ozdemir, S. Ozturk⁴³, A. Polatoz, K. Sogut⁴⁴, D. Sunar Cerci⁴², B. Tali⁴², H. Topakli⁴¹, L.N. Vergili, M. Vergili

Cukurova University, Adana, Turkey

I.V. Akin, T. Aliev, B. Bilin, S. Bilmis, M. Deniz, H. Gamsizkan, A.M. Guler, K. Ocalan, A. Ozpineci, M. Serin, R. Sever, U.E. Surat, M. Yalvac, E. Yildirim, M. Zeyrek

Middle East Technical University, Physics Department, Ankara, Turkey

E. Gülmez, B. Isildak⁴⁵, M. Kaya⁴⁶, O. Kaya⁴⁶, S. Ozkorucuklu⁴⁷, N. Sonmez⁴⁸

Bogazici University, Istanbul, Turkey

K. Cankocak

Istanbul Technical University, Istanbul, Turkey

L. Levchuk

National Scientific Center, Kharkov Institute of Physics and Technology, Kharkov, Ukraine

F. Bostock, J.J. Brooke, E. Clement, D. Cussans, H. Flacher, R. Frazier, J. Goldstein, M. Grimes, G.P. Heath, H.F. Heath, L. Kreczko, S. Metson, D.M. Newbold³⁷, K. Nirunpong, A. Poll, S. Senkin,

V.J. Smith, T. Williams

University of Bristol, Bristol, United Kingdom

L. Basso⁴⁹, A. Belyaev⁴⁹, C. Brew, R.M. Brown, D.J.A. Cockerill, J.A. Coughlan, K. Harder, S. Harper, J. Jackson, B.W. Kennedy, E. Olaiya, D. Petyt, B.C. Radburn-Smith, C.H. Shepherd-Themistocleous, I.R. Tomalin, W.J. Womersley

Rutherford Appleton Laboratory, Didcot, United Kingdom

R. Bainbridge, G. Ball, R. Beuselinck, O. Buchmuller, D. Colling, N. Cripps, M. Cutajar, P. Dauncey, G. Davies, M. Della Negra, W. Ferguson, J. Fulcher, D. Futyan, A. Gilbert, A. Guneratne Bryer, G. Hall, Z. Hatherell, J. Hays, G. Iles, M. Jarvis, G. Karapostoli, L. Lyons, A.-M. Magnan, J. Marrouche, B. Mathias, R. Nandi, J. Nash, A. Nikitenko⁴⁰, A. Papageorgiou, J. Pela⁵, M. Pesaresi, K. Petridis, M. Pioppi⁵⁰, D.M. Raymond, S. Rogerson, A. Rose, M.J. Ryan, C. Seez, P. Sharp[†], A. Sparrow, A. Tapper, M. Vazquez Acosta, T. Virdee, S. Wakefield, N. Wardle, T. Whyntie

Imperial College, London, United Kingdom

M. Chadwick, J.E. Cole, P.R. Hobson, A. Khan, P. Kyberd, D. Leggat, D. Leslie, W. Martin, I.D. Reid, P. Symonds, L. Teodorescu, M. Turner

Brunel University, Uxbridge, United Kingdom

K. Hatakeyama, H. Liu, T. Scarborough

Baylor University, Waco, USA

C. Henderson, P. Rumerio

The University of Alabama, Tuscaloosa, USA

A. Avetisyan, T. Bose, C. Fantasia, A. Heister, J. St. John, P. Lawson, D. Lazic, J. Rohlf, D. Sperka, L. Sulak

Boston University, Boston, USA

J. Alimena, S. Bhattacharya, D. Cutts, A. Ferapontov, U. Heintz, S. Jabeen, G. Kukartsev, E. Laird, G. Landsberg, M. Luk, M. Narain, D. Nguyen, M. Segala, T. Sinthuprasith, T. Speer, K.V. Tsang

Brown University, Providence, USA

R. Breedon, G. Breto, M. Calderon De La Barca Sanchez, S. Chauhan, M. Chertok, J. Conway, R. Conway, P.T. Cox, J. Dolen, R. Erbacher, M. Gardner, R. Houtz, W. Ko, A. Kopecky, R. Lander, O. Mall, T. Miceli, R. Nelson, D. Pellett, B. Rutherford, M. Searle, J. Smith, M. Squires, M. Tripathi, R. Vasquez Sierra

University of California, Davis, Davis, USA

V. Andreev, D. Cline, R. Cousins, J. Duris, S. Erhan, P. Everaerts, C. Farrell, J. Hauser, M. Ignatenko, C. Jarvis, C. Plager, G. Rakness, P. Schlein[†], J. Tucker, V. Valuev, M. Weber

University of California, Los Angeles, Los Angeles, USA

J. Babb, R. Clare, M.E. Dinardo, J. Ellison, J.W. Gary, F. Giordano, G. Hanson, G.Y. Jeng⁵¹, H. Liu, O.R. Long, A. Luthra, H. Nguyen, S. Paramesvaran, J. Sturdy, S. Sumowidagdo, R. Wilken, S. Wimpenny

University of California, Riverside, Riverside, USA

W. Andrews, J.G. Branson, G.B. Cerati, S. Cittolin, D. Evans, F. Golf, A. Holzner, R. Kelley, M. Lebourgeois, J. Letts, I. Macneill, B. Mangano, S. Padhi, C. Palmer, G. Petrucciani, M. Pieri, M. Sani, V. Sharma, S. Simon, E. Sudano, M. Tadel, Y. Tu, A. Vartak, S. Wasserbaech⁵², F. Würthwein, A. Yagil, J. Yoo

University of California, San Diego, La Jolla, USA

D. Barge, R. Bellan, C. Campagnari, M. D'Alfonso, T. Danielson, K. Flowers, P. Geffert, J. Incandela, C. Justus, P. Kalavase, S.A. Koay, D. Kovalskyi, V. Krutelyov, S. Lowette, N. Mccoll, V. Pavlunin, F. Rebassoo, J. Ribnik, J. Richman, R. Rossin, D. Stuart, W. To, C. West

University of California, Santa Barbara, Santa Barbara, USA

A. Apresyan, A. Bornheim, Y. Chen, E. Di Marco, J. Duarte, M. Gataullin, Y. Ma, A. Mott, H.B. Newman, C. Rogan, V. Timciuc, P. Traczyk, J. Veverka, R. Wilkinson, Y. Yang, R.Y. Zhu

California Institute of Technology, Pasadena, USA

B. Akgun, R. Carroll, T. Ferguson, Y. Iiyama, D.W. Jang, Y.F. Liu, M. Paulini, H. Vogel, I. Vorobiev

Carnegie Mellon University, Pittsburgh, USA

J.P. Cumalat, B.R. Drell, C.J. Edelmaier, W.T. Ford, A. Gaz, B. Heyburn, E. Luiggi Lopez, J.G. Smith, K. Stenson, K.A. Ulmer, S.R. Wagner

University of Colorado at Boulder, Boulder, USA

J. Alexander, A. Chatterjee, N. Eggert, L.K. Gibbons, B. Heltsley, A. Khukhunaishvili, B. Kreis, N. Mirman, G. Nicolas Kaufman, J.R. Patterson, A. Ryd, E. Salvati, W. Sun, W.D. Teo, J. Thom, J. Thompson, J. Vaughan, Y. Weng, L. Winstrom, P. Wittich

Cornell University, Ithaca, USA

D. Winn

Fairfield University, Fairfield, USA

S. Abdullin, M. Albrow, J. Anderson, L.A.T. Bauerdick, A. Beretvas, J. Berryhill, P.C. Bhat, I. Bloch, K. Burkett, J.N. Butler, V. Chetluru, H.W.K. Cheung, F. Chlebana, V.D. Elvira, I. Fisk, J. Freeman, Y. Gao, D. Green, O. Gutsche, A. Hahn, J. Hanlon, R.M. Harris, J. Hirschauer, B. Hooberman, S. Jindariani, M. Johnson, U. Joshi, B. Kilminster, B. Klima, S. Kunori, S. Kwan, C. Leonidopoulos, D. Lincoln, R. Lipton, L. Lueking, J. Lykken, K. Maeshima, J.M. Marraffino, S. Maruyama, D. Mason, P. McBride, K. Mishra, S. Mrenna, Y. Musienko⁵³, C. Newman-Holmes, V. O'Dell, O. Prokofyev, E. Sexton-Kennedy, S. Sharma, W.J. Spalding, L. Spiegel, P. Tan, L. Taylor, S. Tkaczyk, N.V. Tran, L. Uplegger, E.W. Vaandering, R. Vidal, J. Whitmore, W. Wu, F. Yang, F. Yumiceva, J.C. Yun

Fermi National Accelerator Laboratory, Batavia, USA

D. Acosta, P. Avery, D. Bourilkov, M. Chen, S. Das, M. De Gruttola, G.P. Di Giovanni, D. Dobur, A. Drozdetskiy, R.D. Field, M. Fisher, Y. Fu, I.K. Furic, J. Gartner, J. Hugon, B. Kim, J. Konigsberg, A. Korytov, A. Kropivnitskaya, T. Kypreos, J.F. Low, K. Matchev, P. Milenovic⁵⁴, G. Mitselmakher, L. Muniz, R. Remington, A. Rinkevicius, P. Sellers, N. Skhirtladze, M. Snowball, J. Yelton, M. Zakaria

University of Florida, Gainesville, USA

V. Gaultney, L.M. Lebolo, S. Linn, P. Markowitz, G. Martinez, J.L. Rodriguez

Florida International University, Miami, USA

J.R. Adams, T. Adams, A. Askew, J. Bochenek, J. Chen, B. Diamond, S.V. Gleyzer, J. Haas, S. Hagopian, V. Hagopian, M. Jenkins, K.F. Johnson, H. Prosper, V. Veeraraghavan, M. Weinberg

Florida State University, Tallahassee, USA

M.M. Baarmand, B. Dorney, M. Hohlmann, H. Kalakhety, I. Vodopiyanov

Florida Institute of Technology, Melbourne, USA

M.R. Adams, I.M. Anghel, L. Apanasevich, Y. Bai, V.E. Bazterra, R.R. Betts, I. Bucinskaite, J. Callner, R. Cavanaugh, C. Dragoiu, O. Evdokimov, L. Gauthier, C.E. Gerber, S. Hamdan, D.J. Hofman, S. Khalatyan, F. Lacroix, M. Malek, C. O'Brien, C. Silkworth, D. Strom, N. Varelas

University of Illinois at Chicago (UIC), Chicago, USA

U. Akgun, E.A. Albayrak, B. Bilki⁵⁵, W. Clarida, F. Duru, S. Griffiths, J.-P. Merlo, H. Mermerkaya⁵⁶, A. Mestvirishvili, A. Moeller, J. Nachtman, C.R. Newsom, E. Norbeck, Y. Onel, F. Ozok, S. Sen, E. Tiras, J. Wetzel, T. Yetkin, K. Yi

The University of Iowa, Iowa City, USA

B.A. Barnett, B. Blumenfeld, S. Bolognesi, D. Fehling, G. Giurgiu, A.V. Gritsan, Z.J. Guo, G. Hu, P. Maksimovic, S. Rappoccio, M. Swartz, A. Whitbeck

Johns Hopkins University, Baltimore, USA

P. Baringer, A. Bean, G. Benelli, O. Grachov, R.P. Kenny Iii, M. Murray, D. Noonan, S. Sanders, R. Stringer, G. Tinti, J.S. Wood, V. Zhukova

The University of Kansas, Lawrence, USA

A.F. Barfuss, T. Bolton, I. Chakaberia, A. Ivanov, S. Khalil, M. Makouski, Y. Maravin, S. Shrestha, I. Svintradze

Kansas State University, Manhattan, USA

J. Gronberg, D. Lange, D. Wright

Lawrence Livermore National Laboratory, Livermore, USA

A. Baden, M. Boutemour, B. Calvert, S.C. Eno, J.A. Gomez, N.J. Hadley, R.G. Kellogg, M. Kirn, T. Kolberg, Y. Lu, M. Marionneau, A.C. Mignerey, K. Pedro, A. Peterman, A. Skuja, J. Temple, M.B. Tonjes, S.C. Tonwar, E. Twedt

University of Maryland, College Park, USA

G. Bauer, J. Bendavid, W. Busza, E. Butz, I.A. Cali, M. Chan, V. Dutta, G. Gomez Ceballos, M. Goncharov, K.A. Hahn, Y. Kim, M. Klute, W. Li, P.D. Luckey, T. Ma, S. Nahn, C. Paus, D. Ralph, C. Roland, G. Roland, M. Rudolph, G.S.F. Stephans, F. Stöckli, K. Sumorok, K. Sung, D. Velicanu, E.A. Wenger, R. Wolf, B. Wyslouch, S. Xie, M. Yang, Y. Yilmaz, A.S. Yoon, M. Zanetti

Massachusetts Institute of Technology, Cambridge, USA

S.I. Cooper, B. Dahmes, A. De Benedetti, G. Franzoni, A. Gude, S.C. Kao, K. Klapoetke, Y. Kubota, J. Mans, N. Pastika, R. Rusack, M. Sasseville, A. Singovsky, N. Tambe, J. Turkewitz

University of Minnesota, Minneapolis, USA

L.M. Cremaldi, R. Kroeger, L. Perera, R. Rahmat, D.A. Sanders

University of Mississippi, University, USA

E. Avdeeva, K. Bloom, S. Bose, J. Butt, D.R. Claes, A. Dominguez, M. Eads, P. Jindal, J. Keller, I. Kravchenko, J. Lazo-Flores, H. Malbouisson, S. Malik, G.R. Snow

University of Nebraska-Lincoln, Lincoln, USA

U. Baur, A. Godshalk, I. Iashvili, S. Jain, A. Kharchilava, A. Kumar, S.P. Shipkowski, K. Smith

State University of New York at Buffalo, Buffalo, USA

G. Alverson, E. Barberis, D. Baumgartel, M. Chasco, J. Haley, D. Nash, D. Trocino, D. Wood, J. Zhang

Northeastern University, Boston, USA

A. Anastassov, A. Kubik, N. Mucia, N. Odell, R.A. Ofierzynski, B. Pollack, A. Pozdnyakov, M. Schmitt, S. Stoynev, M. Velasco, S. Won

Northwestern University, Evanston, USA

L. Antonelli, D. Berry, A. Brinkerhoff, M. Hildreth, C. Jessop, D.J. Karmgard, J. Kolb, K. Lannon, W. Luo, S. Lynch, N. Marinelli, D.M. Morse, T. Pearson, R. Ruchti, J. Slaunwhite, N. Valls, M. Wayne, M. Wolf

University of Notre Dame, Notre Dame, USA

B. Bylsma, L.S. Durkin, A. Hart, C. Hill, R. Hughes, K. Kotov, T.Y. Ling, D. Puigh, M. Rodenburg, C. Vuosalo, G. Williams, B.L. Winer

The Ohio State University, Columbus, USA

N. Adam, E. Berry, P. Elmer, D. Gerbaudo, V. Halyo, P. Hebda, J. Hegeman, A. Hunt, D. Lopes Pegna, P. Lujan, D. Marlow, T. Medvedeva, M. Mooney, J. Olsen, P. Piroué, X. Quan, A. Raval, H. Saka, D. Stickland, C. Tully, J.S. Werner, A. Zuranski

Princeton University, Princeton, USA

J.G. Acosta, E. Brownson, X.T. Huang, A. Lopez, H. Mendez, S. Oliveros, J.E. Ramirez Vargas, A. Zatserklyaniy

University of Puerto Rico, Mayaguez, USA

E. Alagoz, V.E. Barnes, D. Benedetti, G. Bolla, D. Bortoletto, M. De Mattia, A. Everett, Z. Hu, M. Jones, O. Koybasi, M. Kress, A.T. Laasanen, N. Leonardo, V. Maroussov, P. Merkel, D.H. Miller, N. Neumeister, I. Shipsey, D. Silvers, A. Svyatkovskiy, M. Vidal Marono, H.D. Yoo, J. Zablocki, Y. Zheng

Purdue University, West Lafayette, USA

S. Guragain, N. Parashar

Purdue University Calumet, Hammond, USA

A. Adair, C. Boulahouache, V. Cuplov, K.M. Ecklund, F.J.M. Geurts, B.P. Padley, R. Redjimi, J. Roberts, J. Zabel

Rice University, Houston, USA

B. Betchart, A. Bodek, Y.S. Chung, R. Covarelli, P. de Barbaro, R. Demina, Y. Eshaq, A. Garcia-Bellido, P. Goldenzweig, J. Han, A. Harel, D.C. Miner, D. Vishnevskiy, M. Zielinski

University of Rochester, Rochester, USA

A. Bhatti, R. Ciesielski, L. Demortier, K. Goulianos, G. Lungu, S. Malik, C. Mesropian

The Rockefeller University, New York, USA

S. Arora, A. Barker, J.P. Chou, C. Contreras-Campana, E. Contreras-Campana, D. Duggan, D. Ferencek, Y. Gershtein, R. Gray, E. Halkiadakis, D. Hidas, A. Lath, S. Panwalkar, M. Park, R. Patel, V. Rekovic, A. Richards, J. Robles, K. Rose, S. Salur, S. Schnetzer, C. Seitz, S. Somalwar, R. Stone, S. Thomas

Rutgers, the State University of New Jersey, Piscataway, USA

G. Cerizza, M. Hollingsworth, S. Spanier, Z.C. Yang, A. York

University of Tennessee, Knoxville, USA

R. Eusebi, W. Flanagan, J. Gilmore, T. Kamon⁵⁷, V. Khotilovich, R. Montalvo, I. Osipenkov, Y. Pakhotin, A. Perloff, J. Roe, A. Safonov, T. Sakuma, S. Sengupta, I. Suarez, A. Tatarinov, D. Toback

Texas A&M University, College Station, USA

N. Akchurin, J. Damgov, P.R. Duerdo, C. Jeong, K. Kovitangoon, S.W. Lee, T. Libeiro, Y. Roh, I. Volobouev

Texas Tech University, Lubbock, USA

E. Appelt, D. Engh, C. Florez, S. Greene, A. Gurrola, W. Johns, C. Johnston, P. Kurt, C. Maguire, A. Melo, P. Sheldon, B. Snook, S. Tuo, J. Velkovska

Vanderbilt University, Nashville, USA

M.W. Arenton, M. Balazs, S. Boutle, B. Cox, B. Francis, J. Goodell, R. Hirosky, A. Ledovskoy, C. Lin, C. Neu, J. Wood, R. Yohay

University of Virginia, Charlottesville, USA

S. Gollapinni, R. Harr, P.E. Karchin, C. Kottachchi Kankanamge Don, P. Lamichhane, A. Sakharov

Wayne State University, Detroit, USA

M. Anderson, M. Bachtis, D. Belknap, L. Borrello, D. Carlsmith, M. Cepeda, S. Dasu, L. Gray, K.S. Grogg, M. Grothe, R. Hall-Wilton, M. Herndon, A. Hervé, P. Klabbers, J. Klukas, A. Lanaro, C. Lazaridis, J. Leonard, R. Loveless, A. Mohapatra, I. Ojalvo, F. Palmonari, G.A. Pierro, I. Ross, A. Savin, W.H. Smith, J. Swanson

University of Wisconsin, Madison, USA

* Corresponding author.

E-mail address: cms-publication-committee-chair@cern.ch (P. Sphicas).

† Deceased.

¹ Also at Vienna University of Technology, Vienna, Austria.

² Also at National Institute of Chemical Physics and Biophysics, Tallinn, Estonia.

³ Also at Universidade Federal do ABC, Santo Andre, Brazil.

⁴ Also at California Institute of Technology, Pasadena, USA.

⁵ Also at CERN, European Organization for Nuclear Research, Geneva, Switzerland.

⁶ Also at Laboratoire Leprince-Ringuet, Ecole Polytechnique, IN2P3-CNRS, Palaiseau, France.

⁷ Also at Suez Canal University, Suez, Egypt.

⁸ Also at Zewail City of Science and Technology, Zewail, Egypt.

⁹ Also at Cairo University, Cairo, Egypt.

¹⁰ Also at Fayoum University, El-Fayoum, Egypt.

¹¹ Also at British University, Cairo, Egypt.

¹² Now at Ain Shams University, Cairo, Egypt.

¹³ Also at Soltan Institute for Nuclear Studies, Warsaw, Poland.

¹⁴ Also at Université de Haute-Alsace, Mulhouse, France.

¹⁵ Now at Joint Institute for Nuclear Research, Dubna, Russia.

¹⁶ Also at Moscow State University, Moscow, Russia.

¹⁷ Also at Brandenburg University of Technology, Cottbus, Germany.

¹⁸ Also at Institute of Nuclear Research ATOMKI, Debrecen, Hungary.

¹⁹ Also at Eötvös Loránd University, Budapest, Hungary.

²⁰ Also at Tata Institute of Fundamental Research – HECR, Mumbai, India.

²¹ Also at University of Visva-Bharati, Santiniketan, India.

²² Also at Sharif University of Technology, Tehran, Iran.

²³ Also at Isfahan University of Technology, Isfahan, Iran.

²⁴ Also at Shiraz University, Shiraz, Iran.

²⁵ Also at Plasma Physics Research Center, Science and Research Branch, Islamic Azad University, Tehran, Iran.

²⁶ Also at Facoltà Ingegneria Università di Roma, Roma, Italy.

²⁷ Also at Università della Basilicata, Potenza, Italy.

²⁸ Also at Università degli Studi Guglielmo Marconi, Roma, Italy.

²⁹ Also at Università degli Studi di Siena, Siena, Italy.

³⁰ Also at University of Bucharest, Faculty of Physics, Bucuresti-Magurele, Romania.

³¹ Also at Faculty of Physics of University of Belgrade, Belgrade, Serbia.

³² Also at University of Florida, Gainesville, USA.

³³ Also at University of California, Los Angeles, Los Angeles, USA.

³⁴ Also at Scuola Normale e Sezione dell'INFN, Pisa, Italy.

³⁵ Also at INFN Sezione di Roma; Università di Roma “La Sapienza”, Roma, Italy.

- ³⁶ Also at University of Athens, Athens, Greece.
- ³⁷ Also at Rutherford Appleton Laboratory, Didcot, United Kingdom.
- ³⁸ Also at The University of Kansas, Lawrence, USA.
- ³⁹ Also at Paul Scherrer Institut, Villigen, Switzerland.
- ⁴⁰ Also at Institute for Theoretical and Experimental Physics, Moscow, Russia.
- ⁴¹ Also at Gaziosmanpasa University, Tokat, Turkey.
- ⁴² Also at Adiyaman University, Adiyaman, Turkey.
- ⁴³ Also at The University of Iowa, Iowa City, USA.
- ⁴⁴ Also at Mersin University, Mersin, Turkey.
- ⁴⁵ Also at Ozyegin University, Istanbul, Turkey.
- ⁴⁶ Also at Kafkas University, Kars, Turkey.
- ⁴⁷ Also at Suleyman Demirel University, Isparta, Turkey.
- ⁴⁸ Also at Ege University, Izmir, Turkey.
- ⁴⁹ Also at School of Physics and Astronomy, University of Southampton, Southampton, United Kingdom.
- ⁵⁰ Also at INFN Sezione di Perugia; Università di Perugia, Perugia, Italy.
- ⁵¹ Also at University of Sydney, Sydney, Australia.
- ⁵² Also at Utah Valley University, Orem, USA.
- ⁵³ Also at Institute for Nuclear Research, Moscow, Russia.
- ⁵⁴ Also at University of Belgrade, Faculty of Physics and Vinca Institute of Nuclear Sciences, Belgrade, Serbia.
- ⁵⁵ Also at Argonne National Laboratory, Argonne, USA.
- ⁵⁶ Also at Erzincan University, Erzincan, Turkey.
- ⁵⁷ Also at Kyungpook National University, Daegu, Republic of Korea.